

## Independent Auditors' Report

To,  
**Borosil Technologies Limited**

### Report on the Audit of the Financial Statements

#### Opinion

We have audited the accompanying financial statements of **Borosil Technologies Limited** ("the Company"), which comprise the Balance Sheet as at 31<sup>st</sup> March 2022, the Statement of Profit and Loss, including the statement of Other Comprehensive Income, the Cash Flow Statement and the Statement of Changes in Equity for the year then ended, and a summary of significant accounting policies and other explanatory information (hereinafter referred to as "Financial Statements").

In our opinion and to the best of our information and according to the explanations given to us, the aforesaid financial statements give the information required by the Companies Act, 2013 ("the Act") in the manner so required and give a true and fair view in conformity with the Indian Accounting Standards prescribed under section 133 of the Act read with the Companies (Indian Accounting Standards) Rules, 2015, as amended, ("Ind AS") and other accounting principles generally accepted in India, of the state of affairs of the Company as at March 31, 2022, its Loss including Other Comprehensive Income, its Cash Flows and the Statement of Changes in Equity for the year ended on that date.

#### Basis for Opinion

We conducted our audit of the financial statements in accordance with the Standards on Auditing (SAs) as specified under section 143(10) of the Act. Our responsibilities under those Standards are further described in the *Auditor's Responsibilities for the Audit of the Financial Statements* section of our report. We are independent of the Company in accordance with the *Code of Ethics* issued by the Institute of Chartered Accountants of India ("ICAI") together with the ethical requirements that are relevant to our audit of the financial statements under the provisions of the Act and the Rules thereunder, and we have fulfilled our other ethical responsibilities in accordance with these requirements and the ICAI's Code of Ethics. We believe that the audit evidence we have obtained is sufficient and appropriate to provide a basis for our opinion on the financial statements.


#### Information Other than the Financial Statements and Auditor's Report Thereon

The Company's Board of Directors is responsible for the other information. The other information comprises the information included in the Board report, but does not include the financial statements and our auditor's report thereon.

Our opinion on the financial statements does not cover the other information and we do not express any form of assurance conclusion thereon.

In connection with our audit of the financial statements, our responsibility is to read the other information and, in doing so, consider whether the other information is materially inconsistent with the standalone financial statements or our knowledge obtained during the course of our audit or otherwise appears to be materially misstated.

If, based on the work we have performed on the other information that we obtained prior to the date of this auditor's report, we conclude that there is a material misstatement of this other information, we are required to report that fact. We have nothing to report in this regard.



### **Responsibilities of Management and Those Charged with Governance for the financial statements**

The Company's Board of Directors is responsible for the matters stated in Section 134(5) of the Act, with respect to the preparation of these Financial Statements that give a true and fair view of the Financial Position, Financial Performance including Other Comprehensive Income, Cash Flows and the Statement of Changes in Equity of the Company in accordance with the Ind AS and other accounting principles generally accepted in India.

This responsibility also includes maintenance of adequate accounting records in accordance with the provision of the Act for safeguarding the assets of the Company and for preventing and detecting frauds and other irregularities; selection and application of the appropriate accounting policies; making judgments and estimates that are reasonable and prudent; and design, implementation and maintenance of adequate internal financial controls, that were operating effectively for ensuring the accuracy and completeness of the accounting records, relevant to the preparation and fair presentation of the financial statements that give a true and fair view and are free from material misstatement, whether due to fraud or error.

In preparing the financial statements, management is responsible for assessing the Company's ability to continue as a going concern, disclosing, as applicable, matters related to going concern and using the going concern basis of accounting unless management either intends to liquidate the Company or to cease operations, or has no realistic alternative but to do so.

Those Board of Directors are also responsible for overseeing the Company's financial reporting process.

### **Auditor's Responsibilities for the Audit of the Financial Statements**

Our objectives are to obtain reasonable assurance about whether the financial statements as a whole are free from material misstatement, whether due to fraud or error, and to issue an auditor's report that includes our opinion. Reasonable assurance is a high level of assurance, but is not a guarantee that an audit conducted in accordance with SAs will always detect a material misstatement when it exists. Misstatements can arise from fraud or error and are considered material if, individually or in the aggregate, they could reasonably be expected to influence the economic decisions of users taken on the basis of these financial statements.

As part of an audit in accordance with SAs, we exercise professional judgment and maintain professional skepticism throughout the audit. We also:

- Identify and assess the risks of material misstatement of the financial statements, whether due to fraud or error, design and perform audit procedures responsive to those risks, and obtain audit evidence that is sufficient and appropriate to provide a basis for our opinion. The risk of not detecting a material misstatement resulting from fraud is higher than for one resulting from error, as fraud may involve collusion, forgery, intentional omissions, misrepresentations, or the override of internal control.
- Obtain an understanding of internal financial controls relevant to the audit in order to design audit procedures that are appropriate in the circumstances. Under section 143(3) (i) of the Act, we are also responsible for expressing our opinion on whether the Company has adequate internal financial controls with reference to financial statements in place and the operating effectiveness of such controls.

Evaluate the appropriateness of accounting policies used and the reasonableness of accounting estimates and related disclosures made by management.





- Conclude on the appropriateness of management's use of the going concern basis of accounting and, based on the audit evidence obtained, whether a material uncertainty exists related to events or conditions that may cast significant doubt on the ability of the Company to continue as a going concern. If we conclude that a material uncertainty exists, we are required to draw attention in our auditor's report to the related disclosures in the financial statements or, if such disclosures are inadequate, to modify our opinion. Our conclusions are based on the audit evidence obtained up to the date of our auditor's report. However, future events or conditions may cause the Company to cease to continue as a going concern.
- Evaluate the overall presentation, structure and content of the financial statements, including the disclosures, and whether the financial statements represent the underlying transactions and events in a manner that achieves fair presentation.

We communicate with those charged with governance regarding, among other matters, the planned scope and timing of the audit and significant audit findings, including any significant deficiencies in internal control that we identify during our audit.

We also provide those charged with governance with a statement that we have complied with relevant ethical requirements regarding independence, and to communicate with them all relationships and other matters that may reasonably be thought to bear on our independence, and where applicable, related safeguards.

#### Report on Other Legal and Regulatory Requirements

- 1 As required by the Companies (Auditor's Report) Order, 2020 ("the Order"), issued by the Central Government of India in terms of sub-section (11) of section 143 of the Companies Act, 2013, we give in the "**Annexure B**" a statement on the matters specified in paragraphs 3 and 4 of the Order, to the extent applicable.
- 2 As required by Section 143 (3) of the Act, we report that:
  - a) We have sought and obtained all the information and explanations which to the best of our knowledge and belief were necessary for the purposes of our audit;
  - b) In our opinion, proper books of account as required by law have been kept by the Company so far as it appears from our examination of those books;
  - c) The Balance Sheet, the Statement of Profit and Loss (including Other Comprehensive Income), the Statement of Change in Equity and the Cash Flow Statement dealt with by this Report are in agreement with the books of account;
  - d) In our opinion, the aforesaid financial statements comply with the Indian Accounting Standards prescribed under section 133 of the Act read with relevant rules issued thereunder;
  - e) On the basis of the written representations received from the directors as on 31<sup>st</sup> March, 2022 taken on record by the Board of Directors, none of the directors is disqualified as on 31<sup>st</sup> March, 2022 from being appointed as a director in terms of Section 164(2) of the Act;
  - f) With respect to the adequacy of the internal financial controls with reference to financial statements of the Company and the operating effectiveness of such controls, refer to our separate Report in "**Annexure A**";



- g) With respect to the other matters to be included in the Auditor's Report in accordance with the requirements of section 197(16) of the Act, as amended:

In our opinion and to the best of our information and according to the explanations given to us, the remuneration paid or provided by the Company to its directors during the year is in accordance with the provisions of section 197 read with Schedule V to the Act.

- h) With respect to the other matters to be included in the Auditor's Report in accordance with Rule 11 of the Companies (Audit and Auditors) Rules, 2014, in our opinion and to the best of our information and according to the explanations given to us:

(i) The Company does not have any pending litigations as at 31<sup>st</sup> March 2022 which would impact its financial position.

(ii) The Company does not have long term contracts including derivative contracts for which there were any material foreseeable losses.

(iii) There were no amounts which were required to be transferred to the Investor Education and protection fund by the Company.

(iv) (a) Management has represented to us that, to the best of it's knowledge and belief, as disclosed in the notes to the Financial Statements no funds have been advanced or loaned or invested (either from borrowed funds or share premium or any other sources or kind of funds) by the Company to or in any other persons or entities, including foreign entities ("Intermediaries"), with the understanding, whether recorded in writing or otherwise, that the Intermediary shall, whether, directly or indirectly lend or invest in other persons or entities identified in any manner whatsoever by or on behalf of the Company ("Ultimate Beneficiaries") or provide any guarantee, security or the like on behalf of the Ultimate Beneficiaries:

(b) Management has represented to us that, to the best of it's knowledge and belief, as disclosed in the notes to the Financial Statements no funds have been received by the Company from any person(s) or entity(ies), including foreign entities ("Funding Parties"), with the understanding, whether recorded in writing or otherwise, that the Company shall, whether, directly or indirectly, lend or invest in other persons or entities identified in any manner whatsoever by or on behalf of the Funding Party ("Ultimate Beneficiaries") or provide any guarantee, security or the like on behalf of the Ultimate Beneficiaries.





(c) Based on our audit procedure conducted that were considered reasonable and appropriate in the circumstances, nothing has come to our attention that cause us to believe that the representation given by the management under paragraph (2) (h) (iv) (a) & (b) contain any material misstatement.

(v) The Company has not declared or paid any dividend during the year.

**For Pathak H.D. & Associates LLP**

Chartered Accountants

Firm's Registration No.107783WW100593

*Mukesh Mehta*

**Mukesh Mehta**

**Partner**

Membership No.:-43495

UDIN: - 22043495AISXMI6909



Place: Mumbai

Dated: 09.05.2022

**ANNEXURE "A" TO THE INDEPENDENT AUDITORS' REPORT**

(Referred to in paragraph 2 (f) under 'Report on Other Legal and Regulatory Requirements' of our report of even date on the financial statements of Borosil Technologies Limited for the year ended 31<sup>st</sup> March 2022)

**Report on the Internal Financial Controls With reference to Financial Statements under Clause (i) of Sub-section 3 of Section 143 of the Companies Act, 2013 ("the Act")**

We have audited the internal financial controls with reference to financial statements of **Borosil Technologies Limited** ("the Company") as of 31<sup>st</sup> March, 2022 in conjunction with our audit of the financial statements of the Company for the year ended on that date.

**Management's Responsibility for Internal Financial Controls**

The Company's management is responsible for establishing and maintaining internal financial controls based on the internal control with reference to financial statements criteria established by the Company considering the essential components of internal control stated in the Guidance Note on Audit of Internal Financial Controls Over Financial Reporting ("the Guidance Note") issued by the Institute of Chartered Accountants of India ("the ICAI"). These responsibilities include the design, implementation and maintenance of adequate internal financial controls that were operating effectively for ensuring the orderly and efficient conduct of its business, including adherence to Company's policies, the safeguarding of its assets, the prevention and detection of frauds and errors, the accuracy and completeness of the accounting records, and the timely preparation of reliable financial information, as required under the Companies Act, 2013.

**Auditor's Responsibility**

Our responsibility is to express an opinion on the Company's internal financial controls with reference to financial statements based on our audit. We conducted our audit in accordance with the Guidance Note and the Standards on Auditing prescribed under Section 143(10) of the Companies Act, 2013, to the extent applicable to an audit of internal financial controls. Those Standards and the Guidance Note require that we comply with ethical requirements and plan and perform the audit to obtain reasonable assurance about whether adequate internal financial controls with reference to financial statements was established and maintained and if such controls operated effectively in all material respects.

Our audit involves performing procedures to obtain audit evidence about the adequacy of the internal financial controls with reference to financial statements and their operating effectiveness.

Our audit of internal financial controls with reference to financial statements included obtaining an understanding of internal financial controls with reference to financial statements, assessing the risk that a material weakness exists, and testing and evaluating the design and operating effectiveness of internal control based on the assessed risk. The procedures selected depend on the auditor's judgment, including the assessment of the risks of material misstatement of the financial statements, whether due to fraud or error.





We believe that the audit evidence we have obtained is sufficient and appropriate to provide a basis for our audit opinion on the Company's internal financial controls with reference to financial statements.

**Meaning of Internal Financial Controls with reference to Financial Statements**

A Company's internal financial control with reference to financial statements is a process designed to provide reasonable assurance regarding the reliability of financial reporting and the preparation of financial statements for external purposes in accordance with generally accepted accounting principles. A Company's internal financial control with reference to financial statements includes those policies and procedures that (1) pertain to the maintenance of records that, in reasonable detail, accurately and fairly reflect the transactions and dispositions of the assets of the Company; (2) provide reasonable assurance that transactions are recorded as necessary to permit preparation of financial statements in accordance with generally accepted accounting principles, and that receipts and expenditures of the Company are being made only in accordance with authorisations of management and directors of the Company; and (3) provide reasonable assurance regarding prevention or timely detection of unauthorised acquisition, use, or disposition of the Company's assets that could have a material effect on the financial statements.

**Inherent Limitations of Internal Financial Controls With reference to Financial Statements**

Because of the inherent limitations of internal financial controls with reference to financial statements, including the possibility of collusion or improper management override of controls, material misstatements due to error or fraud may occur and not be detected. Also, projections of any evaluation of the internal financial controls with reference to financial statements to future periods are subject to the risk that the internal financial control with reference to financial statements may become inadequate because of changes in conditions, or that the degree of compliance with the policies or procedures may deteriorate.

**Opinion**

In our opinion, to the best of our information and according to the explanations given to us, the Company has, in all material respects, an adequate internal financial controls system over financial reporting and such internal financial controls over financial reporting were operating effectively as at 31 March 2022, based on the criteria for internal financial control over financial reporting established by the Company considering the essential components of internal control stated in the Guidance Note on Audit of Internal Financial Controls Over Financial Reporting issued by the Institute of Chartered Accountants of India.

For **Pathak H.D. & Associates LLP**  
Chartered Accountants  
Firm Reg. No. 107783W/W100593

**Mukesh Mehta**  
Partner  
Membership No.:-43495  
UDIN: - 22043495AISXMI6909  
Place: Mumbai  
Dated: 09.05.2022



**ANNEXURE - B TO INDEPENDENT AUDITORS' REPORT**

**(Referred to in paragraph 1 under the heading "Report on Other Legal and Regulatory Requirements" of our report of even date to the members of Borosil Technologies Limited on the accounts for the year ended 31<sup>st</sup> March, 2022)**

- (i) In respect of its Property, Plant & Equipment and Intangible Assets:
- a) The Company has maintained proper records showing full particulars, including quantitative details and situation of Property, Plant & Equipment and Intangible assets on the basis of available information.
  - b) As explained to us, all the Property, Plant and Equipment have been physically verified by the management during the year. No material discrepancies were noticed on such physical verification as compared with the available records.
  - c) The Company does not have immovable properties. Therefore the provisions of clause (i) (c) of paragraph 3 of the Order are not applicable to the Company.
  - d) According to information and explanations given to us and books of account and records examined by us, Company has not revalued its Property, Plant and Equipment or intangible assets or both during the year.
  - e) According to information & explanations and representation given to us by the management, no proceedings have been initiated or are pending against the Company for holding any benami property under the Benami Transactions (Prohibition) Act, 1988 and rules made thereunder.
- (ii) In respect of its inventories:
- a) As explained to us and on the basis of the records examined by us, in our opinion, physical verification of the inventories have been conducted at reasonable intervals by the management and having regard to the size and nature of business of the Company and nature of its inventory, the coverage and procedures of such verification by the management is appropriate. As explained to us and on the basis of the records examined by us, the value of the discrepancies noticed on physical verification by management did not exceed 10% or more in aggregate of each class of inventory.
  - b) According to the information and explanations given to us, at any point of time during the year, the Company has not been sanctioned any working capital facility from banks or financial institutions. Therefore the provisions of clause (ii)(b) of paragraph 3 of the Order are not applicable to the Company.
- (iii) With respect to investments made in or any guarantee or security provided or any loans or advances in the nature of loans, secured or unsecured, granted during the year by the Company to Companies, Firms, Limited Liability Partnerships or any other parties:





- a) As per the information and explanations given to us and books of account and records examined by us, during the year Company has not provided any guarantee or security or has not granted any advances in the nature of loans to Companies, Firms, Limited Liability Partnerships or any other entities. The details of loans granted during the year are as under.

Rs.in lakhs	
Particulars	Loans
A. Aggregate amount granted during the year	
- Others	1.15
B. Balance outstanding as at balance sheet date in respect of above case including given in earlier years	
- Others	3.98

- b) In our opinion and according to information and explanations given us and on the basis of our audit procedures, the terms and conditions of all loans granted during the year are, prima facie, not prejudicial to Company's interest. The Company has not made any investment or provided any guarantees or given securities during the year.
- c) According to the books of accounts and records examined by us in respect of the loans, the schedule of repayment of principal and payment of interest has been stipulated. The repayments or receipts are generally regular.
- d) According to the books of account and records examined by us in respect of the loans, there is no amount overdue for more than 90 days.
- e) In our opinion and according to information and explanations given and the books of account and records examined by us, loans granted which have fallen due during the year have not been renewed or extended and no fresh loans have been granted to settle the over dues of existing loans given to the same parties.
- f) In our opinion and according to information and explanations given and records examined by us, the Company has not granted any loans either repayable on demand or without specifying any terms or period of repayment.
- (iv) According to the information and explanations given to us, the Company has not entered any transactions in respect of loans, investments, guarantees and security covered under section 185 and 186 of the Act during the year. Therefore the provisions of clause (iv) of paragraph 3 of the Order are not applicable to the Company.
- (v) According to the information and explanations given to us, the Company has not accepted any deposits or amounts which are deemed to be deposits within the meaning of provisions of sections 73 to 76 or any other relevant provisions of the Act and the rules framed there under. Therefore, the provisions of clause (v) of paragraph 3 of the Order are not applicable to the Company.

To the best of our knowledge and explanations given to us, the Central Government has not prescribed the maintenance of cost records under sub section (1) of section 148 of the Act in respect of the activities undertaken by the Company. Therefore the provisions of clause (vi) of paragraph 3 of the Order are not applicable to the Company.



- (vii) In respect of Statutory dues :
- a) According to the records of the Company examined by us, undisputed statutory dues including Goods and Service Tax, Provident Fund, Employees' State Insurance, Income Tax, Duty of Customs, Cess and any other material statutory dues have been generally regularly deposited with appropriate authorities. According to the information and explanations given to us, there were no undisputed amounts payable in respect of the aforesaid dues, which were outstanding as on 31<sup>st</sup> March, 2022 for a period of more than six months from the date they became payable.
  - b) According to the information and explanations given to us, there are no statutory dues referred to in sub-clause (a) which have not been deposited with the appropriate authority on account of any dispute.
- (viii) According to the information and explanations given to us and representation given to us by the management, there were no transactions relating to previously unrecorded income that were surrendered or disclosed as income in the tax assessments under the Income Tax Act, 1961 (43 of 1961) during the year.
- (ix) a) In our opinion and according to the information and explanations given and books of account and records examined by us, the Company has not defaulted in repayment of loans or other borrowings or in the payment of interest thereon to any lender.
- b) In our opinion, and according to the information and explanations given to us, the Company has not been declared wilful defaulter by any bank or financial institution or government or any government authority.
- c) In our opinion, and according to the information and explanations given and records examined by us, the money raised by way of term loans have been applied, prima facie, for the purpose for which they were obtained.
- d) According to the information and explanations given to us, and the procedures performed by us, and on an overall examination of the financial statements of the Company, we report that, prima facie, no funds raised on short-term basis have been used during the year for long-term purposes by the Company.
- e) According to the information and explanations given to us and on an overall examination of the financial statements of the Company, we report that the Company does not have any subsidiary, associates or joint ventures. Therefore the provisions of clause (ix) (e) of paragraph 3 of the Order are not applicable to the Company.
- f) According to the information and explanations given to us we report that the Company does not have any subsidiary, associates or joint ventures. Therefore the provisions of clause (ix) (f) of paragraph 3 of the Order are not applicable to the Company.
- (x) a) The Company has not raised money by way of initial public offer or further public offer (including debt instruments). Therefore the provisions of clause (x)(a) of paragraph 3 of the Order are not applicable to the Company.





- b) In our opinion and according to the information and explanations given to us and on the basis of our audit procedures, the Company has not made any preferential allotment or private placement of shares or convertible debentures (fully, partially or optionally convertible) during the year. Therefore the provisions of clause (x) (b) of paragraph 3 of the Order are not applicable to the Company
- (xi) a) Based on the audit procedures performed for the purpose of reporting the true and fair view of the financial statements and as per information and explanations given to us, no fraud by the Company or on the Company has been noticed or reported during the year.
- b) According to the information and explanations given to us, no report under sub-section (12) of section 143 of the Act has been filed by auditors in Form ADT-4 as prescribed under Rule 13 of Companies (Audit and Auditors) Rules, 2014 with the Central Government, during the year and upto the date of this report.
- c) As represented to us by the management, there are no whistle blower complaints received by the Company during the year.
- (xii) In our opinion, Company is not a nidhi company. Therefore, the provisions of clause (xii) of paragraph 3 of the Order are not applicable to the Company.
- (xiii) In our opinion and according to the information and explanations given to us, all transactions with related parties are in compliance with sections 177 and 188 of the Act as applicable and their details have been disclosed in the financial statements etc., as required by the applicable accounting standards.
- (xiv) In our opinion, and according to the information and explanations given to us, the Company does not have an internal audit system and is not required to have an internal audit system as per provisions of the Companies Act, 2013.
- (xv) According to the information and explanations provided by the management, the Company has not entered into any non-cash transaction with directors or persons connected with them as referred to in section 192 of the Act.
- (xvi) a) To the best of our knowledge and as explained, the Company is not required to be registered under section 45-IA of the Reserve Bank of India Act, 1934.
- b) In our opinion, and according to the information and explanations provided to us and on the basis of our audit procedures, the Company has not conducted any Non-Banking Financial or Housing Finance activities during the year as per the Reserve bank of India Act, 1934.
- c) In our opinion, and according to the information and explanations provided to us, the Company is not a Core Investment Company (CIC) as defined in the regulations made by the Reserve Bank of India.
- d) In our opinion, and according to the information and explanations provided to us, the Group does not have any Core Investment Company (CIC).
- (xvii) In our opinion, and according to the information and explanations provided to us, Company has incurred cash losses in the financial year and in the immediately preceding financial year.



**Pathak H.D. & Associates LLP**  
Chartered Accountants

- (xviii) There has been no resignation of the statutory auditors during the year. Therefore the provisions of clause (xviii) of paragraph 3 of the Order are not applicable to the Company.
- (xix) According to the information and explanations given to us and on the basis of the financial ratios, ageing and expected dates of realization of financial assets and payment of financial liabilities, other information accompanying the financial statements, our knowledge of the Board of Directors and management plans and based on our examination of the evidence supporting the assumptions, nothing has come to our attention, which causes us to believe that any material uncertainty exists as on the date of the audit report that Company is not capable of meeting its liabilities existing at the date of balance sheet as and when they fall due within a period of one year from the balance sheet date. We, however, state that this is not an assurance as to the future viability of the Company. We further state that our reporting is based on the facts up to the date of the audit report and we neither give any guarantee nor any assurance that all liabilities falling due within a period of one year from the balance sheet date, will get discharged by the Company as and when they fall due.
- (xx) According to the information and explanations given to us, the CSR provisions under section 135 of the Act are not applicable to the Company. Therefore the provisions of clause (xx) (a) and (b) of paragraph 3 of the Order are not applicable to the Company.

For **Pathak H.D. & Associates LLP**  
Chartered Accountants  
Firm Registration No. 107783WW/100593

*Mukesh Mehta*

**Mukesh Mehta**  
**Partner**  
Membership No.:43495  
**UDIN: - 22043495AISXMI6909**



Place: Mumbai  
Dated: 09.05.2022



**BOROSIL TECHNOLOGIES LIMITED**  
**BALANCE SHEET AS AT 31ST MARCH, 2022**


(Rs. in lakhs)


Particulars	Note No.	As at 31st March 2022	As at 31st March 2021
<b>I. ASSETS</b>			
<b>1 Non-current Assets</b>			
(a) Property, Plant and Equipment	5	305.80	223.33
(b) Capital work-in-progress	5	-	-
(c) Other Intangible assets	6	14.95	8.59
<b>(d) Financial Assets</b>			
(i) Loans	7	0.54	2.59
(ii) Others	8	18.81	17.22
(e) Deferred tax assets (net)	9	43.10	26.49
(f) Non-current Tax Assets (net)		1.11	0.01
(g) Other non-current assets	10	0.93	6.74
		<b>385.24</b>	<b>284.97</b>
<b>2 Current Assets</b>			
(a) Inventories	11	326.02	347.73
<b>(b) Financial Assets</b>			
(i) Trade Receivable	12	209.12	86.57
(ii) Cash and cash equivalents	13	2.89	11.52
(iii) Loans	14	3.44	2.29
(c) Other current assets	15	30.56	32.56
		<b>572.03</b>	<b>480.67</b>
		<b>957.27</b>	<b>765.64</b>
<b>TOTAL ASSETS</b>			
<b>II. EQUITY AND LIABILITIES</b>			
<b>Equity</b>			
(a) Equity Share Capital	16	958.40	495.00
(b) Other Equity	17	(161.15)	(109.55)
		<b>797.25</b>	<b>385.45</b>
<b>LIABILITIES</b>			
<b>1 Non-current Liabilities</b>			
<b>(a) Financial Liabilities</b>			
(i) Borrowings	18	-	214.77
(b) Provisions	19	15.06	8.10
		<b>15.06</b>	<b>222.87</b>
<b>2 Current Liabilities</b>			
<b>(a) Financial Liabilities</b>			
(i) Lease Liabilities		-	4.84
<b>(ii) Trade Payable</b>			
A) Due to Micro and Small Enterprises	20	54.59	64.27
B) Due to Other than Micro and Small Enterprises		18.12	39.16
		<b>72.71</b>	<b>103.43</b>
(ii) Other Financial Liabilities	21	43.71	30.06
(b) Other current liabilities	22	6.31	5.44
(c) Provisions	23	22.23	13.55
		<b>144.96</b>	<b>157.32</b>
		<b>957.27</b>	<b>765.64</b>
<b>TOTAL EQUITY AND LIABILITIES</b>			
Significant accounting policies and notes to financial statements	1 to 44		


As per our report of even date

For and on behalf of the Board of Directors

For **PATHAK H.D. & ASSOCIATES LLP**  
Chartered Accountants  
(Firm Registration no. 107783W / W100593)

  
**Rajesh Kumar Chaudhary**  
Director  
(DIN 07425111)

  
**Sreejith Palekudy Sukumaran Kumār**  
Whole time Director  
(DIN 06590184)

  
**Mukesh Mehta**  
Partner  
Membership no. 43495



Place : Mumbai  
Date : 09.05.2022

  
**Vinayak Patankar**  
Director  
(DIN 07534225)

**BOROSIL TECHNOLOGIES LIMITED**

**STATEMENT OF PROFIT AND LOSS FOR THE YEAR ENDED 31ST MARCH 2022**

(Rs. in lakhs)

Particulars	Note No.	For the Year Ended 31st March 2022	For the Year Ended 31st March 2021
I. Revenue from Operations	24	1,321.01	649.30
Other Income	25	3.21	3.67
<b>Total Income (I)</b>		<b>1,324.22</b>	<b>652.97</b>
<b>II. Expenses:</b>			
Cost of Raw Materials Consumed		749.16	325.90
Changes in Inventories of Work-in-Progress and Finished goods	26	(24.53)	(39.57)
Employee Benefits Expense	27	328.90	219.99
Finance Costs	28	9.01	8.93
Depreciation and Amortization Expense	29	52.73	66.34
Other Expenses	30	275.83	131.44
<b>Total Expenses (II)</b>		<b>1,391.10</b>	<b>713.03</b>
<b>III. Profit/ (Loss) Before Tax (I - II)</b>		<b>(66.88)</b>	<b>(60.06)</b>
<b>IV. Tax Expense:</b>			
(1) Current Tax		-	-
(2) Deferred tax credit	9	(16.26)	(13.78)
<b>V. Profit/ (Loss) For The Year (III - IV)</b>		<b>(50.62)</b>	<b>(46.28)</b>
<b>VI. Other Comprehensive Income</b>			
<b>i) Items that will not be reclassified to profit or loss:</b>			
Re-measurement gains / (losses) on defined benefit plans		(1.33)	0.06
Income tax effect on above		0.35	(0.02)
<b>Total Other Comprehensive Income</b>		<b>(0.98)</b>	<b>0.04</b>
<b>VII. Total Comprehensive Income for the year (V + VI)</b>		<b>(51.60)</b>	<b>(46.24)</b>
<b>VIII. Earnings per Equity Share of Rs.10 each (Basic and Diluted)</b>	31	<b>(0.63)</b>	<b>(0.93)</b>
Significant accounting policies and notes to financial statements	1 to 44		

As per our report of even date

For and on behalf of the Board of Directors

For **PATHAK H.D. & ASSOCIATES LLP**  
Chartered Accountants  
(Firm Registration no. 107783W / W100593)

*Mukesh Mehta*

**Mukesh Mehta**  
Partner  
Membership no. 43495

Place : Mumbai  
Date : 09.05.2022



*Rajesh Kumar Chaudhary*  
**Rajesh Kumar Chaudhary**  
Director  
(DIN 07425111)

*Sreejith Palekudy Sukumaran Kumar*  
**Sreejith Palekudy Sukumaran Kumar**  
Whole time Director  
(DIN 06590184)

*Vinayak Patankar*  
**Vinayak Patankar**  
Director  
(DIN 07534225)



**BOROSIL TECHNOLOGIES LIMITED**

**STATEMENT OF CHANGES IN EQUITY FOR THE YEAR ENDED 31st MARCH,2022**

(Rs. in lakhs)

A. Equity Share Capital Particulars	As at 1st April, 2020	Changes during 2020-21	As at 31st March, 2021	Changes during 2021-22	As at 31st March 2022
Equity Share Capital	495.00	-	495.00	463.40	958.40

(Rs. in lakhs)

B. Other Equity Particulars	Reserves and Surplus			Total Other Equity
	Other Comprehensive Income	Share Based Payment Reserve	Retained Earnings	
Balance as at 1st April, 2020	(0.47)	0.65	(67.13)	(66.95)
Total Comprehensive Income for the year	0.04	3.64	(46.28)	(42.60)
<b>Balance as at 31st March, 2021</b>	<b>(0.43)</b>	<b>4.29</b>	<b>(113.41)</b>	<b>(109.55)</b>
Total Comprehensive Income for the year	(0.98)	-	(50.62)	(51.60)
Option cancelled during the year (Refer note 36)		(4.29)	4.29	-
<b>Balance as at 31st March 2022</b>	<b>(1.41)</b>	<b>-</b>	<b>(159.74)</b>	<b>(161.15)</b>

As per our report of even date

For and on behalf of the Board of Directors

For **PATHAK H.D. & ASSOCIATES LLP**  
Chartered Accountants  
(Firm Registration no. 107783W / W100593)

*Mukesh Mehta*  
Mukesh Mehta  
Partner  
Membership no. 43495

Place : Mumbai  
Date : 09.05.2022



*T.H.*  
Rajesh Kumar Chaudhary  
Director  
(DIN 07425111)

*Sreejith*  
Sreejith Palekudy Sukumaran Kumar  
Whole time Director  
(DIN 06590184)

*Vinayak Patankar*  
Vinayak Patankar  
Director  
(DIN 07534225)

BOROSIL TECHNOLOGIES LIMITED

STATEMENT OF CASH FLOW FOR THE YEAR ENDED 31ST MARCH, 2022

(Rs. in lakhs)

PARTICULARS	For the Year ended 31st March, 2022	For the Year ended 31st March, 2021
<b>A. CASH FLOW FROM OPERATING ACTIVITIES</b>		
Loss before tax as per statement of profit and loss	(66.88)	(60.06)
<b>Adjusted for :</b>		
Depreciation and amortisation expense	52.73	66.34
Sundry balance written Back (net)	(0.14)	(0.02)
Share Based Payment Expense	-	3.64
Finance cost	9.01	8.93
Gain on Sale of Current Investments (net)	-	(0.37)
Interest income	(1.47)	(1.39)
	60.13	77.13
<b>Operating Profit / (Loss) before Working Capital Changes</b>	<b>(6.75)</b>	<b>17.07</b>
<b>Adjusted for :</b>		
Trade and other receivables	(119.92)	(5.70)
Inventories	21.71	(197.70)
Trade and other payables	6.32	74.94
<b>Cash flow (used in) operations</b>	<b>(98.64)</b>	<b>(111.39)</b>
Direct taxes paid	(1.10)	(0.01)
<b>Net Cash Flow from / (used in) Operating Activities</b>	<b>(99.74)</b>	<b>(111.40)</b>
<b>B. CASH FLOW FROM INVESTING ACTIVITIES</b>		
Purchase of property, plant and equipment	(138.51)	(108.72)
Sale of Investments	-	24.57
Interest income	0.38	0.41
<b>Net Cash Flow from / (used in) Investing Activities</b>	<b>(138.13)</b>	<b>(83.74)</b>
<b>C. CASH FLOW FROM FINANCING ACTIVITIES</b>		
Proceeds from issue of share capital	463.40	-
Proceeds from Non-current Borrowings	167.00	214.77
Repayment of Non-current Borrowings	(381.77)	-
Lease Payments	(4.04)	(28.15)
Finance cost paid	(15.35)	(0.63)
<b>Net Cash Flow from / (used in) Financing Activities</b>	<b>229.24</b>	<b>185.99</b>
<b>Net Increase/(Decrease) in Cash and Cash Equivalents (A+B+C)</b>	<b>(8.63)</b>	<b>(9.15)</b>
<b>Opening Balance of Cash and Cash Equivalents</b>	<b>11.52</b>	<b>20.67</b>
<b>Closing Balance of Cash and Cash Equivalents</b>	<b>2.89</b>	<b>11.52</b>

Notes :

1 Changes in liabilities arising from financing activities on account of Non-current and Current Borrowings:	(Rs. in lakhs)	
Particulars	For the Year ended 31st March, 2022	For the Year ended 31st March, 2021
Opening balance of liabilities arising from financing activities	214.77	-
a) Changes from financing cash flows	(214.77)	214.77
b) the effects of changes in foreign exchange rates	-	-
Closing balance of liabilities arising from financing activities	-	214.77

2 Bracket indicates cash outflow.

3 Previous Year figures have been regrouped and rearranged wherever

4 The above statement cash flow has been prepared under the "Indirect Method" as set out in Ind AS 7 on Statement of Cash Flow.

As per our report of even date

For and on behalf of the Board of Directors

For PATHAK H.D. & ASSOCIATES LLP  
Chartered Accountants  
(Firm Registration no. 107783W / W100593)

Mukesh Mehta  
Partner  
Membership no. 43495

Place : Mumbai  
Date : 09.05.2022



Rajesh Kumar Chaudhary  
Director  
(DIN 07425111)

Sreejith Palekudy Sukumaran Kumar  
Whole time Director  
(DIN 06590184)

Vinayak Patankar  
Director  
(DIN 07534225)



## BOROSIL TECHNOLOGIES LIMITED

### Notes to the financial statement for the year ended 31st March,2022

#### Note 1 CORPORATE INFORMATION:

Borosil Technologies Limited ("the Company") is a public limited Company domiciled and incorporated in India. The registered office of the Company is situated at 1101, Crescenzo, G-Block, Opp. MCA Club, Bandra Kurla Complex, Bandra (East), Mumbai 400 051.

The Company is a manufacturer of Scientific Instruments.

The financial statements of the Company for the year ended 31st March 2022 were approved and adopted by the Board of Directors in their meeting held on 9th May, 2022.

#### Note 2 BASIS OF PREPARATION:

The financial statements of the Company have been prepared in accordance with Indian Accounting Standards notified under the Companies (Indian Accounting Standards) Rules, 2015 (Ind AS).

The financial statements have been prepared on a historical cost basis, except for certain financial assets and liabilities, which are measured at fair value / amortised cost.

The financial statements are presented in Indian Rupees (Rs.), which is the Company's functional and presentation currency and all values are rounded to the nearest Lakhs, except when otherwise indicated.

#### Note 3 SIGNIFICANT ACCOUNTING POLICIES:

##### 3.1 Property, Plant and Equipment:

Property, plant and equipment are carried at cost less accumulated depreciation and accumulated impairment losses, if any. Cost includes purchase price, borrowing cost and any cost directly attributable to the bringing the assets to its working condition for its intended use.

Depreciation on the property, plant and equipment is provided using straight line method over the useful life of assets as specified in schedule II to the Companies Act, 2013. Depreciation on property, plant and equipment which are added / disposed off during the year is provided on pro-rata basis with reference to the date of addition / deletion. Freehold land is not depreciated.

The assets' residual values, useful lives and method of depreciation are reviewed at each financial year end and are adjusted prospectively, if appropriate.

Capital work-in-progress includes cost of property, plant and equipment under installation / under development as at the balance sheet date.

Property, plant and equipment are eliminated from financial statement, either on disposal or when retired from active use. Profits / losses arising in the case of retirement / disposal of property, plant and equipment are recognised in the statement of profit and loss in the year of occurrence.

Leasehold lands are amortised over the period of lease. Buildings constructed on leasehold land are depreciated based on the useful life specified in schedule II to the Companies Act, 2013, where the lease period of land is beyond the life of the building. In other cases, buildings constructed on leasehold lands are amortised over the primary lease period of the lands.

##### 3.2 Intangible Assets :

Intangible assets are carried at cost less accumulated amortisation and accumulated impairment losses, if any. Cost includes expenditure that is directly attributable to the acquisition of the intangible assets.

Identifiable intangible assets are recognised when it is probable that future economic benefits attributed to the asset will flow to the Company and the cost of the asset can be reliably measured.

Computer softwares are capitalised at the amounts paid to acquire the respective license for use and are amortised over the period of useful lives or period of three years, whichever is less. The assets' useful lives and method of amortisation are reviewed at each financial year end.

Gains or losses arising from derecognition of an intangible asset are measured as the difference between the net disposal proceeds and the carrying amount of the asset and are recognised in the statement of profit and loss when the asset is derecognised.



**3.3 Leases:**

On April 1, 2019, the Company adopted Ind AS 116 - Leases.

The Company evaluates if an arrangement qualifies to be a lease as per the requirements of Ind AS 116. Identification of a lease requires significant judgement. The Company uses significant judgement in assessing the lease term (including anticipated renewals) and the applicable discount rate. The Company determines the lease term as the non-cancellable period of a lease, together with both periods covered by an options to extend the lease if the Company is reasonably certain to exercise that options; and periods covered by an option to terminate the lease if the Company is reasonably certain not to exercise that options. In assessing whether the company is reasonably certain to exercise an option to extend a lease, or not to exercise an option to terminate a lease, it considers all relevant facts and circumstances that create an economic incentive for the Company to exercise the option to extend the lease, or not to exercise the option to terminate the lease. The Company revises the lease term if there is a change in the non-cancellable period of a lease. The discount rate is generally based on the incremental borrowing rate specific to the lease being evaluated or for a portfolio of leases with similar characteristics.

**The Company as a lessee**

The Company's lease asset classes primarily consist of leases for land and buildings. The Company assesses whether a contract contains a lease, at inception of a contract. A contract is, or contains, a lease if the contract conveys the right to control the use of an identified asset for a period of time in exchange for consideration. To assess whether a contract conveys the right to control the use of an identified asset, the Company assesses whether: (i) the contract involves the use of an identified asset (ii) the Company has substantially all of the economic benefits from use of the asset through the period of the lease and (iii) the Company has the right to direct the use of the asset.

At the date of commencement of the lease, the Company recognizes a right-of-use asset ("ROU") and a corresponding lease liability for all lease arrangements in which it is a lessee, except for leases with a term of twelve months or less (short-term leases) and low value leases. For these short-term and low value leases, the Company recognizes the lease payments as an operating expense on a straight-line basis over the term of the lease.

Certain lease arrangements includes the options to extend or terminate the lease before the end of the lease term. ROU assets and lease liabilities includes these options when it is reasonably certain that they will be exercised.

The right-of-use assets are initially recognized at cost, which comprises the initial amount of the lease liability adjusted for any lease payments made at or prior to the commencement date of the lease plus any initial direct costs less any lease incentives. They are subsequently measured at cost less accumulated depreciation and impairment losses.

Right-of-use assets are depreciated from the commencement date on a straight-line basis over the shorter of the lease term and useful life of the underlying asset. Right of use assets are evaluated for recoverability whenever events or changes in circumstances indicate that their carrying amounts may not be recoverable. For the purpose of impairment testing, the recoverable amount (i.e. the higher of the fair value less cost to sell and the value-in-use) is determined on an individual asset basis unless the asset does not generate cash flows that are largely independent of those from other assets. In such cases, the recoverable amount is determined for the Cash Generating Unit (CGU) to which the asset belongs.

The lease liability is initially measured at amortized cost at the present value of the future lease payments. The lease payments are discounted using the interest rate implicit in the lease or, if not readily determinable, using the incremental borrowing rates in the country of domicile of these leases. Lease liabilities are remeasured with a corresponding adjustment to the related right of use asset if the Company changes its assessment if whether it will exercise an extension or a termination option.

The discount rate is generally based on the incremental borrowing rate specific to the lease being evaluated or for a portfolio of leases with similar characteristics.

Lease liability and ROU asset have been separately presented in the Balance Sheet and lease payments have been classified as financing cash flows.

**The Company as a lessor**

Leases for which the Company is a lessor is classified as a finance or operating lease. Whenever the terms of the lease transfer substantially all the risks and rewards of ownership to the lessee, the contract is classified as a finance lease. All other leases are classified as operating leases.

When the Company is an intermediate lessor, it accounts for its interests in the head lease and the sublease separately. The sublease is classified as a finance or operating lease by reference to the right- of-use asset arising from the head lease.

For operating leases, rental income is recognized on a straight line basis over the term of the relevant lease.





**3.4 Inventories:**

Inventories are valued at the lower of cost and net realizable value except scrap (cullet), which is valued at net realizable value. Net realisable value is the estimated selling price in the ordinary course of business, less estimated costs of completion and the estimated costs necessary to make the sale. The cost of inventories comprises of cost of purchase, cost of conversion and other costs incurred in bringing the inventories to their respective present location and condition. Cost is computed on the weighted average basis.

**3.5 Cash and cash equivalents:**

Cash and cash equivalent in the balance sheet comprise cash at banks, cash on hand and short-term deposits with an original maturity of three months or less, which are subject to an insignificant risk of changes in value. For the purpose of the statement of cash flows, cash and cash equivalents consist of cash and short-term deposits, as defined above, net of outstanding bank overdrafts as they are considered an integral part of the Company's cash management.

**3.6 Impairment of assets:**

An asset is considered as impaired when at the date of Balance Sheet, there are indications of impairment and the carrying amount of the asset, or where applicable, the cash generating unit to which the asset belongs, exceeds its recoverable amount (i.e. the higher of the net asset selling price and value in use). The carrying amount is reduced to the recoverable amount and the reduction is recognized as an impairment loss in the statement of profit and loss. The impairment loss recognized in the prior accounting period is reversed if there has been a change in the estimate of recoverable amount. Post impairment, depreciation is provided on the revised carrying value of the impaired asset over its remaining useful life.

**3.7 Discontinued operation and non-current assets (or disposal groups) held for sale:**

**Discontinued operation:**

A discontinued operation is a component of the Company that has been disposed off or is classified as held for sale and that represents a separate major line of business or geographical area of operations, is part of a single co-ordinated plan to dispose off such a line of business or area of operations, or is a subsidiary acquired exclusively with a view to resale. The results of discontinued operations are presented separately in the statement of profit or loss.

**Held for Sale:**

Non-current assets are classified as held for sale if their carrying amount will be recovered principally through a sale transaction rather than through continuing use. This condition is regarded as met only when a sale is highly probable from the date of classification, management are committed to the sale and the asset is available for immediate sale in its present condition. Non-current assets are classified as held for sale from the date these conditions are met and are measured at the lower of carrying amount and fair value less cost to sell. Any resulting impairment loss is recognised in the statement of profit and loss as a separate line item. On classification as held for sale, the assets are no longer depreciated. Assets and liabilities classified as held for sale are presented separately as current items in the Balance Sheet.

**3.8 Financial instruments – initial recognition, subsequent measurement and impairment:**

A financial instrument is any contract that gives rise to a financial asset of one entity and a financial liability or equity instrument of another entity.

**1) Financial assets -Initial recognition and measurement:**

All financial assets are initially recognized at fair value. Transaction costs that are directly attributable to the acquisition or issue of financial assets, which are not at fair value through profit or loss, are adjusted to the fair value on initial recognition. Financial assets are classified, at initial recognition, as financial assets measured at fair value or as financial assets measured at amortised cost.

**Financial assets - Subsequent measurement:**

For the purpose of subsequent measurement, financial assets are classified in two broad categories:-

- a) Financial assets at fair value
- b) Financial assets at amortised cost

Where assets are measured at fair value, gains and losses are either recognised entirely in the statement of profit and loss (i.e fair value through profit or loss), or recognised in other comprehensive income (i.e. fair value through other comprehensive income)

A financial asset that meets the following two conditions is measured **at amortised cost** (net of any write down for impairment) unless the asset is designated at fair value through profit or loss under the fair value option.

- a) **Business model test:** The objective of the Company's business model is to hold the financial asset to collect the contractual cash flow.





## BOROSIL TECHNOLOGIES LIMITED

### Notes to the financial statement for the year ended 31st March,2022

**b) Cash flow characteristics test:** The contractual terms of the financial asset give rise on specified dates to cash flow that are solely payments of principal and interest on the principal amount outstanding.

A financial asset that meets the following two conditions is measured at **fair value through other comprehensive income** unless the asset is designated at fair value through profit or loss under the fair value option.

**a) Business model test:** The financial asset is held within a business model whose objective is achieved by both collecting contractual cash flow and selling financial assets.

**b) Cash flow characteristics test:** The contractual terms of the financial asset give rise on specified dates to cash flow that are solely payments of principal and interest on the principal amount outstanding.

All other financial asset is measured at fair value through profit or loss.

#### **Financial assets - Derecognition:**

A financial assets (or, where applicable, a part of a financial asset or part of a group of similar financial assets) is primarily derecognised (i.e. removed from the Company's statement of financial position) when:

- a) The rights to receive cash flows from the asset have expired, or
- b) The Company has transferred its rights to receive cash flow from the asset.

#### **II) Financial liabilities - Initial recognition and measurement:**

The financial liabilities are recognised initially at fair value and, in the case of loans and borrowings and payables, net of directly attributable transaction costs.

#### **Financial liabilities - Subsequent measurement:**

Financial liabilities are subsequently carried at amortized cost using the effective interest method. For trade and other payables maturing within one year from the balance sheet date, the carrying amounts approximate fair value due to the short maturity of these instruments.

#### **Financial Liabilities - Financial guarantee contracts:**

Financial guarantee contracts issued by the Company are those contracts that require a payment to be made to reimburse the holder for a loss it incurs because the specified debtor fails to make a payment when due in accordance with the terms of a debt instrument. Financial guarantee contracts are recognised initially as a liability at fair value, adjusted for transaction costs that are directly attributable to the issuance of the guarantee. Subsequently, the liability is measured at the higher of the amount of loss allowance determined and the amount recognised less cumulative amortisation.

#### **Financial Liabilities - Derecognition:**

A financial liability is derecognised when the obligation under the liability is discharged or cancelled or expires. When an existing financial liability is replaced by another, from the same lender on substantially different terms, or the terms of an existing liability are substantially modified, such an exchange or modification is treated as the derecognition of the original liability and the recognition of a new liability. The difference in the respective carrying amounts is recognised in the statement of profit and loss.

#### **3.9 Provisions, Contingent Liabilities, Contingent Assets and Commitments:**

Provisions are recognised when the Company has a present obligation (legal or constructive) as a result of a past event. It is probable that an outflow of resources embodying economic benefits will be required to settle the obligation and a reliable estimate can be made of the amount of the obligation. If the effect of the time value of money is material, provisions are discounted using equivalent period government securities interest rate. Unwinding of the discount is recognised in the Statement of Profit and Loss as a finance cost. Provisions are reviewed at each balance sheet date and are adjusted to reflect the current best estimate.

Contingent liabilities are disclosed when there is a possible obligation arising from past events, the existence of which will be confirmed only by the occurrence or non-occurrence of one or more uncertain future events not wholly within the control of the Company or a present obligation that arises from past events where it is either not probable that an outflow of resources will be required to settle or a reliable estimate of the amount cannot be made. Information on contingent liability is disclosed in the Notes to the Financial Statements. Contingent assets are not recognised. However, when the realisation of income is virtually certain, then the related asset is no longer a contingent asset, but it is recognised as an asset.

#### **3.10 Dividend Distribution:**

Annual dividend distribution to the shareholders is recognised as a liability in the period in which the dividends are approved by the shareholders. Any interim dividend paid is recognised on approval by Board of Directors. Dividend payable and corresponding tax on dividend distribution is recognised directly in other equity.





**3.11 Revenue recognition and other income:**

**Sale of goods:**

The Company derives revenues primarily from sale of Scientific Instruments.

Revenue is recognized on satisfaction of performance obligation upon transfer of control of promised products or services to customers in an amount that reflects the consideration which the Company expects to receive in exchange for those products or services.

Revenue is measured based on the transaction price, which is the consideration, adjusted for discounts and claims, if any, as specified in the contract with the customer. Revenue is also net of indirect taxes in its statement of profit and loss.

Revenue from rendering of services is recognised over time by measuring the progress towards complete satisfaction of performance obligations at the reporting period.

The Company disaggregates revenue from contracts with customers by type of products and services, geography and timing of revenue recognition.

**Other Income:**

Incentives on exports and other Government incentives related to operations are recognised in the statement of profit or loss after due consideration of certainty of utilization/receipt of such incentives.

**Interest Income:**

Interest income from a financial asset is recognised when it is probable that the economic benefits will flow to the Company and the amount of income can be measured reliably. Interest income is accrued on a time basis, by reference to the principal outstanding and at the effective interest rate applicable, which is the rate that exactly discounts estimated future cash receipts through the expected life of the financial asset to that asset's net carrying amount on initial recognition.

**Dividend Income:**

Dividend Income is recognised when the right to receive the payment is established.

**Rental income:**

Rental income arising from operating leases is accounted for on a straight-line basis over the lease terms and is included as other income in the statement of profit or loss.

**3.12 Foreign currency reinstatement and translation:**

Transactions in foreign currencies are initially recorded by the Company at rates prevailing at the date of the transaction. Subsequently monetary items are translated at closing exchange rates as on balance sheet date and the resulting exchange difference recognised in statement of profit and loss. Differences arising on settlement of monetary items are also recognised in statement of profit and loss.

Non-monetary items that are measured in terms of historical cost in a foreign currency are translated using the exchange rates at the dates of the transaction. Non-monetary items carried at fair value that are denominated in foreign currencies are translated at the exchange rates prevailing at the date when the fair value was determined. The gain or loss arising on translation of non-monetary items measured at fair value is treated in line with the recognition of the gain or loss on the change in fair value of the item (i.e., translation differences on items whose fair value gain or loss is recognised in OCI or profit or loss are also recognised in OCI or profit or loss, respectively).

Foreign exchange differences regarded as an adjustment to borrowing costs are presented in the statement of profit and loss, within finance costs. All other finance gains / losses are presented in the statement of profit and loss on a net basis.

In case of an asset, expense or income where a non-monetary advance is paid/received, the date of transaction is the date on which the advance was initially recognized. If there were multiple payments or receipts in advance, multiple dates of transactions are determined for each payment or receipt of advance consideration.

**3.13 Employee Benefits:**

Short term employee benefits are recognized as an expense in the statement of profit and loss of the year in which the related services are rendered.

Leave encashment is accounted as Short-term employee benefits and is determined based on projected unit credit method, on the basis of actuarial valuations carried out by third party actuaries at each Balance Sheet date.

Contribution to Provident Fund, a defined contribution plan, is made in accordance with the statute, and is recognised as an expense in the year in which employees have rendered services.

The cost of providing gratuity, a defined benefit plans, is determined using the Projected Unit Credit Method, on the basis of actuarial valuations carried out by third party actuaries at each Balance Sheet date. Actuarial gains and losses arising from experience adjustments and changes in actuarial assumptions are charged or credited to other comprehensive income in the period in which they arise. Other costs are accounted in statement of profit and loss.



## BOROSIL TECHNOLOGIES LIMITED

### Notes to the financial statement for the year ended 31st March,2022

Remeasurements of defined benefit plan in respect of post employment and other long term benefits are charged to the other comprehensive income in the year in which they occur. Remeasurements are not reclassified to statement of profit and loss in subsequent periods.

#### 3.14 Share-based payments:

Certain employees of the company receive part of their remuneration in the form of share-based payment transactions, whereby employees render services in exchange for shares or rights over shares ('equity-settled transactions'). The resultant increase in equity is recorded in share based payment reserve. The cost of equity-settled transactions with employees is measured at fair value at the date at which they are granted. The fair value of share awards are determined with the assistance of an external valuer and the fair value at the grant date is expensed on a proportionate basis over the vesting period based on the Company's estimate of shares that will eventually vest. The estimate of the number of awards likely to vest is reviewed at each balance sheet date up to the vesting date at which point the estimate is adjusted to reflect the current expectations.

#### 3.15 Taxes on Income:

Income tax expense represents the sum of current tax (including income tax for earlier years) and deferred tax(Including MAT credit entitlement) . Tax is recognised in the statement of profit and loss, except to the extent that it relates to items recognised directly in equity or other comprehensive income, in such cases the tax is also recognised directly in equity or in other comprehensive income. Any subsequent change in direct tax on items initially recognised in equity or other comprehensive income is also recognised in equity or other comprehensive income. Current tax provision is computed for income calculated after considering allowances and exemptions under the provisions of the applicable Income Tax Laws. Current tax assets and current tax liabilities are off set, and presented as net.

Deferred tax is recognised on differences between the carrying amounts of assets and liabilities in the Balance sheet and the corresponding tax bases used in the computation of taxable profit. Deferred tax liabilities are generally recognised for all taxable temporary differences, and deferred tax assets are generally recognised for all deductible temporary differences, carry forward tax losses, unused tax credit and allowances to the extent that it is probable that future taxable profits will be available against which those deductible temporary differences, carry forward tax losses, unused tax credit and allowances can be utilised. Deferred tax assets and liabilities are measured at the applicable tax rates. The carrying amount of deferred tax assets(Including MAT credit entitlement) is reviewed at each balance sheet date and reduced to the extent that it is no longer probable that sufficient taxable profits will be available against which the temporary differences can be utilised.

#### 3.16 Borrowing Costs:

Borrowing costs specifically relating to the acquisition or construction of qualifying assets that necessarily takes a substantial period of time to get ready for its intended use are capitalized (net of income on temporarily deployment of funds) as part of the cost of such assets. Borrowing costs consist of interest and other costs that the Company incurs in connection with the borrowing of funds. For general borrowing used for the purpose of obtaining a qualifying asset, the amount of borrowing costs eligible for capitalization is determined by applying a capitalization rate to the expenditures on that asset. The capitalization rate is the weighted average of the borrowing costs applicable to the borrowings of the Company that are outstanding during the period, other than borrowings made specifically for the purpose of obtaining a qualifying asset. The amount of borrowing costs capitalized during a period does not exceed the amount of borrowing cost incurred during that period. All other borrowing costs are expensed in the period in which they occur.





## BOROSIL TECHNOLOGIES LIMITED

### Notes to the financial statement for the year ended 31st March,2022

#### 3.17 Earnings per share:

Basic earnings per share is computed using the net profit or loss for the year attributable to the shareholders' and weighted average number of equity shares outstanding during the year.  
Diluted earnings per share is computed using the net profit or loss for the year attributable to the shareholders' and weighted average number of equity and potential equity shares outstanding during the year including share options, convertible preference shares and debentures, except where the result would be anti-dilutive. Potential equity shares that are converted during the year are included in the calculation of diluted earnings per share, from the beginning of the year or date of issuance of such potential equity shares, to the date of conversion.

#### 3.18 Current and non-current classification:

The Company presents assets and liabilities in statement of financial position based on current/non-current classification.

The Company has presented non-current assets and current assets before equity, non-current liabilities and current liabilities in accordance with Schedule III, Division II of Companies Act, 2013 notified by Ministry of Corporate Affairs.

##### An asset is classified as current when it is:

- Expected to be realised or intended to be sold or consumed in normal operating cycle,
- Held primarily for the purpose of trading,
- Expected to be realised within twelve months after the reporting period, or
- Cash or cash equivalent unless restricted from being exchanged or used to settle a liability for at least twelve months after the reporting period.

All other assets are classified as non-current.

##### A liability is classified as current when it is:

- Expected to be settled in normal operating cycle,
- Held primarily for the purpose of trading,
- Due to be settled within twelve months after the reporting period, or
- There is no unconditional right to defer the settlement of the liability for at least twelve months after the reporting period.

All other liabilities are classified as non-current.

The operating cycle is the time between the acquisition of assets for processing and their realisation in cash or cash equivalents. Deferred tax assets and liabilities are classified as non-current assets and liabilities. The Company has identified twelve months as its normal operating cycle.

#### 3.19 Fair value measurement:

The Company measures financial instruments at fair value at each balance sheet date.

Fair value is the price that would be received to sell an asset or paid to transfer a liability in an orderly transaction between market participants at the measurement date. The fair value measurement is based on the presumption that the transaction to sell the asset or transfer the liability takes place either:

- In the principal market for the asset or liability, or
- In the absence of a principal market, in the most advantageous market for the asset or liability.

A fair value measurement of a non-financial asset takes into account a market participant's ability to generate economic benefits by using the asset in its highest and best use or by selling it to another market participant that would use the asset in its highest and best use.

The Company uses valuation techniques that are appropriate in the circumstances and for which sufficient data are available to measure fair value, maximising the use of relevant observable inputs and minimising the use of unobservable inputs.

All assets and liabilities for which fair value is measured or disclosed in the financial statements are categorised within the fair value hierarchy.



## BOROSIL TECHNOLOGIES LIMITED

### Notes to the financial statement for the year ended 31st March, 2022

#### 3.20 Offsetting financial instruments:

Financial assets and liabilities are offset and the net amount is reported in the balance sheet where there is a legally enforceable rights to offset the recognised amounts and there is an intention to settle on a net basis or realise the asset and settle the liability simultaneously. The legally enforceable rights must not be contingent on future events and must be enforceable in the normal course of business and in the event of default, insolvency or bankruptcy of the Company or counterparty.

#### 3.21 Recent Accounting pronouncements

On 23rd March, 2022, the Ministry of Corporate Affairs (MCA) has notified certain amendment to existing Ind AS. These amendments shall be applicable to the Company from 1st April, 2022.

Amendment to Existing issued Ind AS

The MCA has carried out amendments of the following accounting standards

- i. Ind AS 101- First time adoption of Indian Accounting Standards
- ii. Ind AS 103 – Business Combinations
- iii. Ind AS 109 - Financial Instruments
- vi. Ind AS 16 – Property, Plant and Equipment
- vii. Ind AS 37 – Provisions, Contingent Liabilities and Contingent Assets
- viii. Ind AS 41 - Agriculture

Application of above standards are not expected to have any significant impact on the Company's financial statements.

#### Note 4 SIGNIFICANT ACCOUNTING JUDGEMENTS, ESTIMATES AND ASSUMPTIONS:

The preparation of the financial statements requires management to make judgements, estimates and assumptions that affect the reported amounts of revenues, expenses, assets and liabilities, and the accompanying disclosures, and the disclosure of contingent liabilities. Uncertainty about these assumptions and estimates could result in outcomes that require a material adjustment to the carrying amount of assets or liabilities affected in future periods. The key assumptions concerning the future and other key sources of estimation uncertainty at the reporting date, that have a significant risk of causing a material adjustment to the carrying amounts of assets and liabilities within the next financial year, are described below. The Company based on its assumptions and estimates on parameters available when the financial statements were prepared. However, existing circumstances and assumptions about future developments may change due to market changes or circumstances arising that are beyond the control of the Company. Such changes are reflected in the assumptions when they occur.

#### 4.1 Property, plant and equipment and Intangible Assets:

Management reviews the estimated useful lives and residual values of the assets annually in order to determine the amount of depreciation to be recorded during any reporting period. The useful lives and residual values as per schedule II of the Companies Act, 2013 or are based on the Company's historical experience with similar assets and taking into account anticipated technological changes, whichever is more appropriate.

#### 4.2 Income Tax:

The Company reviews at each balance sheet date the carrying amount of deferred tax assets (including Mat credit entitlement). The factors used in estimates may differ from actual outcome which could lead to an adjustment to the amounts reported in the financial statements. The Company has carry forward tax losses that are available for offset against future taxable profit. Deferred tax assets are recognised only to the extent that it is probable that taxable profit will be available against which the unused tax losses or tax credits can be utilised. This involves an assessment of when those assets are likely to reverse, and a judgement as to whether or not there will be sufficient taxable profits available to offset the assets. This requires assumptions regarding future profitability, which is inherently uncertain. To the extent assumptions regarding future profitability change, there can be an increase or decrease in the amounts recognised in respect of deferred tax assets and consequential impact in the statement of profit and loss.

#### 4.3 Contingencies:

Management has estimated the possible outflow of resources at the end of each annual reporting financial year, if any, in respect of contingencies/claim/litigations against the Company as it is not possible to predict the outcome of pending matters with accuracy.





**4.4 Impairment of financial assets:**

The impairment provisions for financial assets are based on assumptions about risk of default and expected cash loss. The Company uses judgement in making these assumptions and selecting the inputs to the impairment calculation, based on Company's past history, existing market conditions as well as forward looking estimates at the end of each reporting period.

**4.5 Impairment of non-financial assets:**

The Company assesses at each reporting date whether there is an indication that an asset may be impaired. If any indication exists, or when annual impairment testing for an asset is required, the Company estimates the asset's recoverable amount. An asset's recoverable amount is the higher of an asset's or Cash Generating Units (CGU) fair value less costs of disposal and its value in use. It is determined for an individual asset, unless the asset does not generate cash inflows that are largely independent to those from other assets or groups of assets. Where the carrying amount of an asset or CGU exceeds its recoverable amount, the asset is considered impaired and is written down to its recoverable amount.

In assessing value in use, the estimated future cash flows are discounted to their present value using a pre-tax discount rate that reflects current market assessments of the time value of money and the risks specific to the asset. In determining fair value less cost of disposal, recent market transactions are taken into account. If no such transactions can be identified, an appropriate valuation model is used. These calculations are corroborated by valuation multiples or other available fair value indicators.

**4.6 Defined benefits plans:**

The Cost of the defined benefit plan and other post-employment benefits and the present value of such obligation are determined using actuarial valuations. An actuarial valuation involves making various assumptions that may differ from actual developments in the future. These include the determination of the discount rate, future salary increases, mortality rates and attrition rate. Due to the complexities involved in the valuation and its long-term nature, a defined benefit obligation is highly sensitive to changes in these assumptions. All assumptions are reviewed at each reporting date.

**4.7 Recoverability of trade receivable:**

Judgements are required in assessing the recoverability of overdue trade receivables and determining whether a provision against those receivables is required. Factors considered include the credit rating of the counterparty, the amount and timing of anticipated future payments and any possible actions that can be taken to mitigate the risk of non-payment.

**4.8 Provisions:**

Provisions and liabilities are recognized in the period when it becomes probable that there will be a future outflow of funds resulting from past operations or events and the amount of cash outflow can be reliably estimated. The timing of recognition and quantification of the liability require the application of judgement to existing facts and circumstances, which can be subject to change. Since the cash outflows can take place many years in the future, the carrying amounts of provisions and liabilities are reviewed regularly and adjusted to take account of changing facts and circumstances.

**4.9 Fair value measurement of financial instruments :**

When the fair value of financial assets and financial liabilities recorded in the balance sheet cannot be measured based on quoted prices in active markets, their fair value is measured using valuation techniques including the Discounted Cash Flow (DCF) model. The inputs to these models are taken from observable markets where possible, but where this is not feasible, a degree of judgement is required in establishing fair values. Judgements include considerations of inputs such as liquidity risk, credit risk and volatility. Changes in assumptions about these factors could affect the reported fair value of financial instruments.

**4.10 Classification of Leases**

The Company evaluates if an arrangement qualifies to be a lease as per the requirements of Ind AS 116. Identification of a lease requires significant judgement. The Company uses significant judgement in assessing the lease term (including anticipated renewals) and the applicable discount rate. The Company determines the lease term as the non-cancellable period of a lease, together with both periods covered by an options to extend the lease if the Company is reasonably certain to exercise that options; and periods covered by an option to terminate the lease if the Company is reasonably certain not to exercise that options. In assessing whether the company is reasonably certain to exercise an option to extend a lease, or not to exercise an option to terminate a lease, it considers all relevant facts and circumstances that create an economic incentive for the Company to exercise the option to extend the lease, or not to exercise the option to terminate the lease. The Company revises the lease term if there is a change in the non-cancellable period of a lease. The discount rate is generally based on the incremental borrowing rate specific to the lease being evaluated or for a portfolio of leases with similar characteristics.



**BOROSIL TECHNOLOGIES LIMITED**

**Notes to the financial statement for the year ended 31st March, 2022**

**Note 5 - Property, plant and equipment**

Particulars	(Rs. in lakhs)						Capital Work in Progress
	Leasehold Improvement	Right to use the Assets	Plant and Equipment	Furniture and Fixtures	Office equipment	Total	
<b>Gross Block</b>							
As at 1st April, 2020	50.95	55.42	83.40	5.17	43.84	238.78	0.46
Additions	-	-	77.94	14.84	8.98	101.76	-
Disposals / Transfers	-	-	-	-	-	-	0.46
<b>As at 31st March, 2021</b>	<b>50.95</b>	<b>55.42</b>	<b>161.34</b>	<b>20.01</b>	<b>52.82</b>	<b>340.54</b>	<b>-</b>
Additions			110.81	1.74	15.32	127.87	
Disposals / Transfers							
<b>As at 31st March, 2022</b>	<b>50.95</b>	<b>55.42</b>	<b>272.15</b>	<b>21.75</b>	<b>68.14</b>	<b>468.41</b>	<b>-</b>
<b>DEPRECIATION</b>							
As at 1st April, 2020	17.85	25.58	4.34	0.60	12.21	60.58	-
Depreciation for the year	11.12	25.58	7.70	0.79	11.44	56.63	
Disposals	-	-	-	-	-	-	
<b>As at 31st March, 2021</b>	<b>28.97</b>	<b>51.16</b>	<b>12.04</b>	<b>1.39</b>	<b>23.65</b>	<b>117.21</b>	<b>-</b>
Depreciation for the year	11.12	4.26	14.56	2.01	13.45	45.40	
Disposals	-	-	-	-	-	-	
<b>As at 31st March, 2022</b>	<b>40.09</b>	<b>55.42</b>	<b>26.60</b>	<b>3.40</b>	<b>37.10</b>	<b>162.61</b>	<b>-</b>
<b>NET BLOCK :</b>							
As at 31st March, 2021	21.98	4.26	149.30	18.62	29.17	223.33	-
As at 31st March, 2022	10.86	-	245.55	18.35	31.04	305.80	-

5.1 In accordance with the Indian Accounting Standard (Ind AS 36) on "Impairment of Assets", the management during the year carried out an exercise of identifying the assets that may have been impaired in accordance with the said Ind AS. On the basis of review carried out by the management, there was no impairment loss on property, plant and equipment during the year ended 31st March, 2022.

5.2 Refer note 32 for disclosure of contractual commitments for the acquisition of property, plant and equipment.





**BOROSIL TECHNOLOGIES LIMITED****Notes to the financial statement for the year ended 31st March,2022****Note 6 - Other Intangible Assets**

Particulars	(Rs. in lakhs) Other Intangible assets
<b>Gross Block:</b>	
<b>As at 1st April, 2020</b>	<b>25.11</b>
Additions	4.97
Disposals / transfers	-
<b>As at 31st March, 2021</b>	<b>30.08</b>
Additions	13.69
Disposals / transfers	-
<b>As at 31st March, 2022</b>	<b>43.77</b>
<b>AMORTISATION:</b>	
<b>As at 1st April, 2020</b>	<b>11.78</b>
Amortisation during the year	9.71
Disposals	-
<b>As at 31st March, 2021</b>	<b>21.49</b>
Amortisation during the year	7.33
Disposals	-
<b>As at 31st March, 2022</b>	<b>28.82</b>
<b>NET BLOCK :</b>	
<b>As at 31st March, 2021</b>	<b>8.59</b>
<b>As at 31st March, 2022</b>	<b>14.95</b>

6.1 Other Intangible assets represents software other than self generated.



BOROSIL TECHNOLOGIES LIMITED

Notes to the financial statement for the year ended 31st March,2022

Note 7 - Non-current financial assets - Loans

Particulars	(Rs. in lakhs)	
	As at 31st March, 2022	As at 31st March, 2021
Unsecured, Considered Good : Loan to Employees	0.54	2.59
Total	<u>0.54</u>	<u>2.59</u>

Note 8 - Non-current financial assets - Others

Particulars	(Rs. in lakhs)	
	As at 31st March, 2022	As at 31st March, 2021
Unsecured, Considered Good : Security Deposits	18.81	17.22
Total	<u>18.81</u>	<u>17.22</u>





**BOROSIL TECHNOLOGIES LIMITED**

**Notes to the financial statement for the year ended 31st March,2022**

**Note 9 Income Tax**

9.1 The major components of Income Tax Expenses / (Income) for the Year ended 31st March, 2022 and year ended 31st March, 2021 are as follows:

Particulars	(Rs. in lakhs)	
	For the year ended 31st March, 2022	For the year ended 31st March, 2021
<b>Recognised in Statement in Profit and Loss :</b>		
Current Tax	-	-
Deferred Tax - Relating to origination and reversal of temporary differences	(16.26)	(13.78)
<b>Total Tax Expenses / (income)</b>	<b>(16.26)</b>	<b>(13.78)</b>

9.2 Reconciliation between tax expenses / (income) and accounting profit multiplied by tax rate for the Year ended 31st March, 2022 and year ended 31st March, 2021 :

Particulars	(Rs. in lakhs)	
	For the year ended 31st March, 2022	For the year ended 31st March, 2021
Accounting loss before tax	(66.88)	(60.06)
Applicable tax rate	26.00%	26.00%
<b>Computed Tax Expenses / (Income)</b>	<b>(17.39)</b>	<b>(15.62)</b>
<b>Tax effect on account of:</b>		
Tax losses for which no deferred tax recognised	1.05	2.31
Expenses not allowed	0.02	0.03
Other deductions / allowances	0.06	(0.50)
<b>Income tax expenses / (income) recognised in statement of profit and loss</b>	<b>(16.26)</b>	<b>(13.78)</b>

9.3 Deferred tax assets relates to the following:

Particulars	(Rs. in lakhs)			
	Balance Sheet		Statement of profit and loss/other comprehensive income	
	As at 31st March, 2022	As at 31st March, 2021	For the Year Ended 31st March, 2022	For the Year Ended 31st March, 2021
Property, Plant and Equipment	(14.69)	(7.32)	7.37	2.37
Investments	-	-	-	(0.52)
Unabsorbed Depreciation Loss	47.08	27.12	(19.96)	(13.48)
Lease Liabilities	-	0.21	0.21	0.41
Disallowance Under Section 43B of the Income Tax Act, 1961	10.71	6.48	(4.23)	(2.54)
<b>Total</b>	<b>43.10</b>	<b>26.49</b>	<b>(16.61)</b>	<b>(13.76)</b>

9.4 Reconciliation of deferred tax assets (net):

Particulars	(Rs. in lakhs)	
	As at 31st March, 2022	As at 31st March, 2021
<b>Opening balance</b>	<b>26.49</b>	<b>12.73</b>
Deferred Tax credit recognised in statement of profit and loss	16.26	13.78
Deferred Tax credit recognised in OCI	0.35	(0.02)
<b>Closing balance</b>	<b>43.10</b>	<b>26.49</b>

9.5 Amount and expiry date of unused tax losses for which no deferred tax asset is recognised

Particulars	(Rs. in lakhs)	
	As at 31st March, 2022	As at 31st March, 2021
Unused tax losses for which no deferred tax assets has been recognised	39.95	35.92

Unused tax losses are available for set off for 8 years from the year in which losses arose. Above mentioned losses pertains to the Financial Year 2018-19, 2020-21 and 2021-22.



**BOROSIL TECHNOLOGIES LIMITED**

Notes to the financial statement for the year ended 31st March,2022

**Note 10 - Other Non-current assets**

Particulars	(Rs. in lakhs)	
	As at 31st March, 2022	As at 31st March, 2021
<b>Unsecured, Considered Good :</b>		
Capital Advances	0.75	5.47
Prepaid Expenses	0.18	1.23
Unamortised Portion - Loan To Employees	-	0.04
<b>Total</b>	<b>0.93</b>	<b>6.74</b>

**Note 11 - Inventories**

Particulars	(Rs. in lakhs)	
	As at 31st March, 2022	As at 31st March, 2021
Raw Material	221.07	262.57
Work-in-Progress	77.77	56.87
Finished Goods	18.52	14.89
Stores, Spares and Consumables	0.49	2.33
Packing Material	8.17	11.07
<b>Total</b>	<b>326.02</b>	<b>347.73</b>

11.1 For method of valuation, refer note no. 3.4.

**Note 12 - Current financial assets - Trade Receivable**

Particulars	(Rs. in lakhs)	
	As at 31st March, 2022	As at 31st March, 2021
<b>Unsecured:</b>		
Considered Good	209.12	86.57
<b>Total</b>	<b>209.12</b>	<b>86.57</b>

12.1 Trade Receivables Ageing Schedule are as below :-

Particulars	Not Due	Outstanding from due date of payment as at 31st March, 2022					Total	(Rs. In Lakhs)
		Upto 6 Months	6 Months - 1 Year	1 - 2 Years	2 - 3 Years	More than 3 years		
		Undisputed trade receivables – considered good	-	209.12	-	-		
<b>Total</b>	-	<b>209.12</b>	-	-	-	-	<b>209.12</b>	

Particulars	Not Due	Outstanding from due date of payment as at 31st March, 2021					Total	(Rs. In Lakhs)
		Upto 6 Months	6 Months - 1 Year	1 - 2 Years	2 - 3 Years	More than 3 years		
		Undisputed trade receivables – considered good	-	85.75	0.82	-		
<b>Total</b>	-	<b>85.75</b>	<b>0.82</b>	-	-	-	<b>86.57</b>	

**Note 13 - Cash and cash equivalent**

Particulars	(Rs. in lakhs)	
	As at 31st March, 2022	As at 31st March, 2021
Balances with Banks in current accounts	2.70	10.96
Cash on Hand	0.19	0.56
<b>Total</b>	<b>2.89</b>	<b>11.52</b>

13.1 For the purpose of the statement of cash flow, cash and cash equivalents comprise the followings:

Particulars	(Rs. in lakhs)	
	As at 31st March, 2022	As at 31st March, 2021
Balances with Banks in current accounts	2.70	10.96
Cash on Hand	0.19	0.56
<b>Total</b>	<b>2.89</b>	<b>11.52</b>

**Note 14 - Current financial assets - Loans**

Particulars	(Rs. in lakhs)	
	As at 31st March, 2022	As at 31st March, 2021
<b>Unsecured, Considered Good :</b>		
Loan to Employees	3.44	2.29
<b>Total</b>	<b>3.44</b>	<b>2.29</b>

**Note 15 - Other Current Asset**

Particulars	(Rs. in lakhs)	
	As at 31st March, 2022	As at 31st March, 2021
<b>Unsecured, Considered Good:</b>		
Advances against supplies	16.15	9.89
Balance with Goods and Service Tax Authorities	3.88	18.45
Unamortised Portion - Loan To Employees	0.05	0.08
Others	10.48	4.14
<b>Total</b>	<b>30.56</b>	<b>32.56</b>

15.1 Others includes mainly prepaid expenses.





**BOROSIL TECHNOLOGIES LIMITED**

Notes to the financial statement for the year ended 31st March,2022

**Note 16 - Equity Share Capital**

Particulars	(Rs. in lakhs)	
	As at 31st March, 2022	As at 31st March, 2021
<b>Authorised</b>		
1,00,00,000 (Previous year 53,00,000) Equity Shares of Rs. 10/- each	1,000.00	530.00
<b>Total</b>	<b>1,000.00</b>	<b>530.00</b>
<b>Issued, Subscribed &amp; Fully Paid up</b>		
95,84,043(Previous year 49,50,000) Equity Shares of Rs. 10/- each fully paid up	958.40	495.00
<b>Total</b>	<b>958.40</b>	<b>495.00</b>

**16.1 Reconciliation of number of Equity Shares outstanding at the beginning and at the end of the year :**

Particulars	As at 31st March, 2022		As at 31st March, 2021	
	(in Nos.)	(In lakhs)	(in Nos.)	(In lakhs)
Shares outstanding at the beginning of the year	49,50,000	495.00	49,50,000	495.00
Add: Issue of equity share capital (Refer note 16.2)	46,34,043	463.40	-	-
<b>Shares outstanding at the end of the year</b>	<b>95,84,043</b>	<b>958.40</b>	<b>49,50,000</b>	<b>495.00</b>

16.2 During the year, the Company has issued 46,34,043 fully paid up equity shares of Rs. 10/- each on a right issue basis to its Holding Company, Borosil Limited.

**16.3 Terms/Rights attached to Equity Shares :**

The Company has only one class of shares referred to as equity shares having a par value of Rs.10/- per share. Holders of equity shares are entitled to one vote per share. The company declares and pays dividends in Indian rupees. The dividend proposed by the Board of Directors, if any, is subject to the approval of the shareholders in the annual general meeting, except in case of interim dividend. In the event of liquidation of the Company, the holders of equity shares will be entitled to receive any of the remaining assets of the Company, after distribution of all preferential amounts. The distribution will be in the same proportion as the capital paid-up on the equity shares held by them bears to the total paid-up equity share capital of the Company.

**16.4 Shares held by Holding Company**

Name of holding Company	As at 31st March, 2022		As at 31st March, 2021	
	No. of Shares held	% of Holding	No. of Shares held	% of Holding
Borosil Limited (including equity shares held jointly with the nominees)	95,84,043	100.00%	49,50,000	100.00%

**16.5 Details of Shareholder holding more than 5% of Equity Share Capital :**

Name of Shareholder	As at 31st March, 2022		As at 31st March, 2021	
	No. of Shares held	% of Holding	No. of Shares held	% of Holding
Borosil Limited	95,84,043	100.00%	49,50,000	100.00%

**16.6 Details of shares held by Promoters\*:**

Name of Promoters	As at 31st March, 2022		As at 31st March, 2021	
	No. of Shares held	% of Holding	No. of Shares held	% of Holding
Borosil Limited	95,84,043	100.00%	49,50,000	100.00%

\* There is no change in promoters share holding during the year ended 31st March, 2022

16.7 There is no dividend paid or proposed during the year and during the previous year.



**BOROSIL TECHNOLOGIES LIMITED**

Notes to the financial statement for the year ended 31st March,2022

**Note 17 - Other Equity**

Particulars	(Rs. in lakhs)			
	As at 31st March, 2022		As at 31st March, 2021	
<b>Retained Earnings</b>				
As per Last Balance Sheet	(113.41)		(67.13)	
Add: Option cancelled during the year (Refer note 36)	4.29		-	
Add: Profit/ (Loss) for the year	(50.62)	(159.74)	(46.28)	(113.41)
<b>Share Based Payment Reserve</b>				
As per Last Balance Sheet	4.29		0.65	
Less : Option cancelled during the year (Refer note 36)	(4.29)		-	
Add: Share based payment for the year	-	-	3.64	4.29
<b>Other Comprehensive Income (OCI)</b>				
As per Last Balance Sheet	(0.43)		(0.47)	
Add: Movements in OCI (net) during the year	(0.98)	(1.41)	0.04	(0.43)
<b>Total</b>		<u>(161.15)</u>		<u>(109.55)</u>

**17.1 Nature and Purpose of Reserve:**

**1. Retained Earnings:**

Retained Earnings: Retained earnings represents the accumulated profits / losses made by the Company over the years.

**2. Other Comprehensive Income (OCI) :**

OCI includes remeasurement of defined benefit plans.

**Note 18 - Non-current financial liabilities - Borrowings**

Particulars	(Rs. in lakhs)	
	As at 31st March, 2022	As at 31st March, 2021
<b>Unsecured Loan</b>		
Loan from a related party (Refer Note 35)	-	214.77
<b>Total</b>	<u>-</u>	<u>214.77</u>

**Note 19 - Non-current Liabilities - Provisions**

Particulars	(Rs. in lakhs)	
	As at 31st March, 2022	As at 31st March, 2021
<b>Provisions for Employee Benefits:</b>		
Gratuity (Unfunded)	15.06	8.10
<b>Total</b>	<u>15.06</u>	<u>8.10</u>

**Note 20 - Current Financial Liabilities - Trade Payables**

Particulars	(Rs. in lakhs)	
	As at 31st March, 2022	As at 31st March, 2021
Micro, Small and Medium Enterprises	56.49	74.91
Others	16.22	28.52
<b>Total</b>	<u>72.71</u>	<u>103.43</u>

**20.1 Trade Payables Ageing Schedule are as below :-**

Particulars	Unbilled Due	(Rs. In Lakhs)					
		Outstanding from due date of payment as at 31st March, 2022					
		Not Due	Upto 1 Year	1 - 2 Years	2 - 3 Years	more than 3 years	Total
Total outstanding dues of micro, small & medium Enterprises	-	43.32	13.17	-	-	-	56.49
Total outstanding dues of Creditors other than micro, small & medium Enterprises	-	8.13	8.03	0.06	-	-	16.21
<b>Total</b>	-	<u>51.45</u>	<u>21.20</u>	<u>0.06</u>	-	-	<u>72.71</u>

Particulars	Unbilled Due	(Rs. In Lakhs)					
		Outstanding from due date of payment as at 31st March, 2021					
		Not Due	Upto 1 Year	1 - 2 Years	2 - 3 Years	more than 3 years	Total
Total outstanding dues of micro, small & medium Enterprises	-	49.85	25.06	-	-	-	74.91
Total outstanding dues of Creditors other than micro, small & medium Enterprises	-	7.73	20.79	-	-	-	28.52
<b>Total</b>	-	<u>57.58</u>	<u>45.85</u>	-	-	-	<u>103.43</u>

**Note 21 - Current financial liabilities - Others**

Particulars	(Rs. in lakhs)	
	As at 31st March, 2022	As at 31st March, 2021
Creditors for Capital Expenditure	-	1.67
Interest accrued but not due on borrowing	-	6.22
Interest accrued and due on Others	0.06	0.24
Other Payables	43.65	21.93
<b>Total</b>	<u>43.71</u>	<u>30.06</u>

21.1 Other payables includes mainly salaries, wages, bonus payable, other provision for expenses etc.

**Note 22 - Other Current Liabilities**

Particulars	(Rs. in lakhs)	
	As at 31st March, 2022	As at 31st March, 2021
Statutory liabilities	6.31	5.44
<b>Total</b>	<u>6.31</u>	<u>5.44</u>

**Note 23 - Current Provisions**

Particulars	(Rs. in lakhs)	
	As at 31st March, 2022	As at 31st March, 2021
<b>Provisions for Employee Benefits</b>		
Gratuity (Unfunded)	0.03	0.02
Leave Encashment	22.20	13.53
<b>Total</b>	<u>22.23</u>	<u>13.55</u>





**BOROSIL TECHNOLOGIES LIMITED**

Notes to the financial statement for the year ended 31st March,2022

**Note 24 - Revenues from Operations**

Particulars	(Rs. in lakhs)	
	For the Year Ended 31st March, 2022	For the Year Ended 31st March, 2021
Sale of Products	1,321.01	649.30
<b>Net Revenue from Operations</b>	<u>1,321.01</u>	<u>649.30</u>

**24.1 Disaggregated Revenue:**  
(i) Revenue based on Geography:

Particulars	(Rs. in lakhs)	
	For the Year Ended 31st March, 2022	For the Year Ended 31st March, 2021
Domestic	1,321.01	649.30
Export	-	-
<b>Revenue from Operations</b>	<u>1,321.01</u>	<u>649.30</u>

**(ii) Revenue by Business Segment:**

The company is primarily engaged in the business of manufacturing of Scientific Instruments, which is a single segment in terms of Ind AS 108 "Operating Segments" and hence, the requirement of disaggregation by type of goods and services is not applicable.

**(iii) Reconciliation of Revenue from Operation with contract price:**

Particulars	(Rs. in lakhs)	
	For the Year Ended 31st March, 2022	For the Year Ended 31st March, 2021
Contract Price	1,321.01	649.30
Reduction towards variables considerations components	-	-
<b>Revenue from Operations</b>	<u>1,321.01</u>	<u>649.30</u>

**Note 25 - Other Income**

Particulars	(Rs. in lakhs)	
	For the Year Ended 31st March, 2022	For the Year Ended 31st March, 2021
Interest Income from financial assets measured at amortised cost		
- Others	1.47	1.39
Gain on Sale of Investments (net)		
- Current Investments	-	0.37
Sundry credit balance written back (net)	0.14	0.02
Rent Income	1.60	1.60
Miscellaneous income	-	0.29
<b>Total</b>	<u>3.21</u>	<u>3.67</u>

**Note 26 - Changes in Inventories of Work-in-Progress and Finished Goods**

Particulars	(Rs. in lakhs)	
	For the Year Ended 31st March, 2022	For the Year Ended 31st March, 2021
<b>At the end of the Year</b>		
Work-in-Progress	77.77	56.87
Finished Goods	18.52	14.89
	96.29	71.76
<b>At the beginning of the Year</b>		
Work-in-Progress	56.87	17.64
Finished Goods	14.89	14.55
	71.76	32.19
<b>Changes in Inventories of Work-in-Progress and Finished Goods</b>	<u>(24.53)</u>	<u>(39.57)</u>

**Note 27 - Employee Benefits Expense**

Particulars	(Rs. in lakhs)	
	For the Year Ended 31st March, 2022	For the Year Ended 31st March, 2021
Salaries, Wages & allowances	293.48	195.18
Contribution to Provident and Other Funds	17.11	11.75
Share Based Payments (Refer Note 36)	-	3.64
Staff Welfare Expenses	12.67	5.66
Gratuity	5.64	3.76
<b>Total</b>	<u>328.90</u>	<u>219.99</u>



**BOROSIL TECHNOLOGIES LIMITED**

Notes to the financial statement for the year ended 31st March,2022

**Note 28 - Finance Cost**

Particulars	(Rs. in lakhs)	
	For the Year Ended 31st March, 2022	For the Year Ended 31st March, 2021
Interest Expenses on financial liabilities measured at amortised cost*	9.01	8.93
<b>Total</b>	<b>9.01</b>	<b>8.93</b>

\* includes interest on lease liability of Rs. 0.06 Lakhs (Previous Year Rs. 1.99 Lakhs)

**Note 29 - Depreciation and amortisation expenses**

Particulars	(Rs. in lakhs)	
	For the Year Ended 31st March, 2022	For the Year Ended 31st March, 2021
Depreciation of Property, Plant and Equipment (Refer note 5)	45.40	56.63
Amortisation of intangible assets (Refer note 6)	7.33	9.71
<b>Total</b>	<b>52.73</b>	<b>66.34</b>

**Note 30 - Other Expenses**

Particulars	(Rs. in lakhs)	
	For the Year Ended 31st March, 2022	For the Year Ended 31st March, 2021
<b>Manufacturing Expenses</b>		
Stores, Spares and Consumable	1.69	0.65
Packing Materials Consumed	20.76	8.21
Processing Charges	48.09	29.58
Contract Labour Expenses	53.57	18.58
Product Development Expenses	7.24	5.98
<b>Selling and Distribution Expenses</b>		
Sales Promotion and Advertisement Expenses	-	0.93
<b>Administrative and General Expenses</b>		
Rent	51.86	10.16
Rates and Taxes	0.03	0.03
Other Repairs	15.20	11.32
Insurance	8.98	3.43
Legal & Professional Fees	23.10	11.14
Travelling	17.47	7.53
Payment to Auditors (Refer Note 30.1)	3.25	2.00
Miscellaneous Expenses	24.59	21.90
<b>Total</b>	<b>275.83</b>	<b>131.44</b>

**30.1 Details of Payment to Auditors**

Particulars	(Rs. in lakhs)	
	For the Year Ended 31st March, 2022	For the Year Ended 31st March, 2021
<b>Payments to the auditor as:</b>		
For Statutory Audit	2.75	2.00
For Tax Audit	0.50	-
<b>Total</b>	<b>3.25</b>	<b>2.00</b>

**Note 31 - Earnings Per Equity share**

Particulars	(Rs. in lakhs)	
	For the Year Ended 31st March, 2022	For the Year Ended 31st March, 2021
Net profit/ (loss) after tax attributable to Equity Shareholders for Basic EPS and Diluted EPS (Rs. in Lakhs)	(50.62)	(46.28)
Share based payment	-	2.69
Net profit/ (loss) after tax attributable to Equity Shareholders for Diluted EPS	(50.62)	(43.59)
Weighted Average Number of Equity Shares Outstanding During the Year for Basic EPS and Diluted EPS (in Nos.)	80,09,738	49,50,000
Basic and Diluted Earning per share of Rs. 10 each (in Rs.)	(0.63)	(0.93)
Face Value per Equity Share (in Rs.)	10.00	10.00







Particulars	Changes in assumptions	(Rs. in lakhs)	
		Effect on Gratuity - Increase/(Decrease) in obligation	
For the year		2021-22	2020-21
Discount rate	+0.5%	(1.14)	(0.65)
	-0.5%	1.27	0.72
Salary growth rate	+0.5%	0.56	0.37
	-0.5%	(0.61)	(0.40)
Withdrawal rate	W.R. X 110%	(0.05)	(0.08)
	W.R. X 90%	0.04	0.08

The above sensitivity analysis is based on a change in an assumption while holding all other assumptions constant. In practice, this is unlikely to occur, and changes in some of the assumptions may be correlated. In presenting the above sensitivity analysis, the present value of defined benefit obligation has been calculated using the projected unit credit method at the end of reporting period, which is the same as that applied in calculating the defined obligation liability recognized in the balance sheet.

33.3 The following payments are expected towards Gratuity in future years:

Year ended	(Rs. in lakhs) Expected payment
31st March, 2023	0.03
31st March, 2024	0.32
31st March, 2025	0.53
31st March, 2026	0.58
31st March, 2027	0.67
31st March, 2027 to 31st March, 2032	3.65

33.4 Risk exposures

1) Actuarial Risk: It is the risk that benefits will cost more than expected. This can arise due to one of the following reasons:

Adverse Salary Growth Experience: Salary hikes that are higher than the assumed salary escalation will result into an increase in Obligation at a rate that is higher than expected.

Variability in mortality rates: If actual mortality rates are higher than assumed mortality rate than the Gratuity benefits will be paid earlier than expected. Since there is no condition of vesting on the death benefit, the acceleration of cash flow will lead to an actuarial loss or gain depending on the relative values of the assumed salary growth and discount rate.

Variability in withdrawal rates: If actual withdrawal rates are higher than assumed withdrawal rate than the Gratuity benefits will be paid earlier than expected. The impact of this will depend on whether the benefits are vested as at the resignation date.

2) Liquidity Risk: Employees with high salaries and long durations or those higher in hierarchy, accumulate significant level of benefits. If some of such employees resign/retire from the company there can be strain on the cash flows.

3) Market Risk: Market risk is a collective term for risks that are related to the changes and fluctuations of the financial markets. One actuarial assumption that has a material effect is the discount rate. The discount rate reflects the time value of money. An increase in discount rate leads to decrease in Defined Benefit Obligation of the plan benefits & vice versa. This assumption depends on the yields on the corporate/government bonds and hence the valuation of liability is exposed to fluctuations in the yields as at the valuation date.

4) Legislative Risk: Legislative risk is the risk of increase in the plan liabilities or reduction in the plan assets due to change in the legislation/regulation. The government may amend the Payment of Gratuity Act thus requiring the companies to pay higher benefits to the employees. This will directly affect the present value of the Defined Benefit Obligation and the same will have to be recognized immediately in the year when any such amendment is effective.

33.5 Details of Asset-Liability Matching Strategy:-

Gratuity benefits liabilities of the company are unfunded. There are no minimum funding requirements for a Gratuity benefits plan in India and there is no compulsion on the part of the Company to fully or partially pre-fund the liabilities under the Plan.

Since the liabilities are unfunded, there is no Asset-Liability Matching strategy devised for the plan.

33.6 The average duration of the defined benefit plan obligation at the end of the reporting year is 16.2 years (Previous Year 16.22 years)

Note 34 - Segment Information

The company is primarily engaged in manufacturing of Scientific Instruments used in laboratory. As there is one reportable segment, the disclosure as required as per accounting standard on "Segment Reporting" (Ind AS - 108) is not given.

34.1 Revenue from operation from outside india is Rs. Nil.

34.2 Revenue of Rs. 1321.01 Lakhs(Previous year Rs. 649.30 Lakhs) from a customer represents more than 10% of the company's revenue for the year ended 31st March, 2022.

Note 35 - Related party disclosure

In accordance with the requirements of Ind AS 24, on related party disclosures, name of the related party, related party relationship, transactions and outstanding balances including commitments where control exists and with whom transactions have taken place during reported periods, are as detail below:

35.1 List of Related Parties :

	Name of the related party	Country of incorporation	% of equity interest held by holding company	
			As at 31st March 2022	As at 31st March 2021
(a)	Holding Company Borosil Limited	India	100.00%	100.00%

(b) Key Management Personnel

Mr. Sreejith Palekudy Sukumaran Kumar - Whole time Director

Mr. Rajesh Kumar Chaudhary - Director

Mr. Vinayak Patankar - Director





**BOROSIL TECHNOLOGIES LIMITED**

Notes to the financial statement for the year ended 31st March,2022

**35.2 Transactions with Related Parties :**

Name of Transactions	Name of the Related Party	(Rs. in lakhs)	
		2021-22	2020-21
<b>Transactions with holding company</b>			
Sale of Goods	Borosil Limited	1,321.01	649.30
Rent Income	Borosil Limited	1.60	1.60
Interest Expenses	Borosil Limited	9.12	6.72
Purchase Of Goods	Borosil Limited	44.10	0.54
Rent Expenses	Borosil Limited	1.32	1.32
Reimbursement of expenses to	Borosil Limited	4.15	-
Unsecured Loan Taken	Borosil Limited	167.00	214.77
Unsecured Loan repaid	Borosil Limited	381.77	-
Issue of Equity Shares to	Borosil Limited	463.40	-
<b>Transactions with other related parties:</b>			
Directors Remuneration	Mr. Sreejith Palekudy Sukumaran Kumar	66.21	49.27

Name of Transactions	Name of the Related Party	(Rs. in lakhs)	
		As at 31st March 2022	As at 31st March, 2021
<b>Balances with holding company</b>			
Trade Receivable	Borosil Limited	209.12	85.74
Trade Payable	Borosil Limited	-	-
Non-current financial liabilities - Borrowings	Borosil Limited	-	214.77
Current financial liabilities - Others - Interest accrued but not Borosil Limited due	Borosil Limited	-	6.22

**35.3 Compensation of key management personnel of the Company**

Nature of transaction	(Rs. in lakhs)	
	2021-22	2020-21
Short-term employee benefits	67.33	51.51
Post-employment benefits	1.13	0.97
<b>Total compensation of key management personnel</b>	<b>68.46</b>	<b>52.49</b>

**Note 36 - Share Based Payments**

The Company offers equity based award plan to its employees through the Company's stock option plan.

**Borosil Technologies Limited - Employee Stock Option Scheme 2019 ("ESOS 2019")**

The Company had introduced Borosil Technologies Limited - Employee Stock Option Scheme 2019 ("ESOS 2019"), which was approved by the shareholders of the Company in their meeting held on 29th November, 2019 to provide equity settled tenure based stock options to specific employees of the Company. The Board of Directors of the Company had granted 3,15,957 options to an employee on 31st January, 2020. The exercise price of the option was Rs. 10 per share and the Exercise period was 5 years from the date of vesting of respective options. The vesting schedule of the options granted was 33%, 33% and 34% of the granted options after completion of 1st year, 2nd year and 3rd year respectively from the date of grant of options.

During the current year, the said employee has surrendered the option granted to him and the Company has withdrawn the scheme. Accordingly, the Company has reversed the entire share based payment reserve of Rs. 4.29 Lakhs and transferred it to retained earning during the year ended 31st March, 2022.

The details of stock options for the year ended 31 March 2022 and 31 March 2021 is presented below:

Particulars	ESOS 2019	
	31st March, 2022	31st March, 2021
Options as at 1st April	3,15,957	3,15,957
Options granted during the year	-	-
Options withdrawn during the year	(3,15,957)	-
Options forfeited during the year	-	-
Options exercised during the year	-	-
<b>Options outstanding</b>	<b>-</b>	<b>3,15,957</b>
<b>Number of option exercisable at the end of the year</b>	<b>-</b>	<b>1,05,308</b>



## Note 37 - Fair Values

37.1 Set out below is a comparison by class of the carrying amounts and fair value of the Company's financial assets and liabilities that are recognised in the financial statements.

Financial Assets / Liabilities measured at amortised Cost: Particulars	(Rs. in lakhs)			
	As at 31st March, 2022		As at 31st March, 2021	
	Carrying Value	Fair Value	Carrying Value	Fair Value
<b>Financial Assets :</b>				
<b>Financial Assets designated at amortised cost:-</b>				
- Trade Receivable	209.12	209.12	86.57	86.57
- Cash and cash equivalents	2.89	2.89	11.52	11.52
- Loans	3.98	3.98	4.88	4.88
- Others	18.81	18.81	17.22	17.22
	<b>234.80</b>	<b>234.80</b>	<b>120.19</b>	<b>120.19</b>
<b>Financial Liabilities:</b>				
<b>Financial Liabilities designated at amortised cost:-</b>				
- Non Current Borrowings	-	-	214.77	214.77
- Lease Liabilities	-	-	4.84	4.84
- Trade Payable	72.71	72.71	103.43	103.43
- Other Financial Liabilities	43.71	43.71	30.06	30.06
	<b>116.42</b>	<b>116.42</b>	<b>353.10</b>	<b>353.10</b>

## 37.2 Fair Valuation techniques

The Company maintains procedures to value financial assets or financial liabilities using the best and most relevant data available. The fair values of the financial assets and liabilities are included at the amount that would be received to sell an asset or paid to transfer a liability in an orderly transaction between market participants at the measurement date.

The following methods and assumptions were used to estimate the fair values:

- Fair value of trade receivable, cash and cash equivalents, other bank balances, trade payables and other financial assets and liabilities are approximate at their carrying amounts largely due to the short-term maturities of these instruments.
- The fair values of Non-current Security Deposits are calculated based on discounted cash flow using a current lending rate. They are classified as level 3 fair values in the fair value hierarchy due to the inclusion of unobservable inputs including credit risk. The fair values of Non-Current Security Deposits are approximate at their carrying amount. The fair values of loan to employees are approximate at their carrying amount due to interest bearing features.
- The Company uses valuation techniques that are appropriate in the circumstances and for which sufficient data are available to measure fair value, maximising the use of relevant observable inputs and minimising the use of unobservable inputs.





## Notes to the financial statement for the year ended 31st March, 2022

## 37.3 Fair value hierarchy

The Company uses the following hierarchy for determining and disclosing the fair value of financial instruments by valuation techniques:-

- i) **Level 1** :- Quoted prices / published NAV (unadjusted) in active markets for identical assets or liabilities. It includes fair value of financial instruments traded in active markets and are based on quoted market prices at the balance sheet date and financial instruments like mutual funds for which net assets value (NAV) is published by mutual fund operators at the balance sheet date.
- ii) **Level 2** :- Inputs, other than quoted prices included within level 1, that are observable for the asset or liability, either directly (that is, as prices) or indirectly (that is, derived from prices). It includes fair value of the financial instruments that are not traded in an active market (for example, over-the-counter derivatives) is determined by using valuation techniques. These valuation techniques maximise the use of observable market data where it is available and rely as little as possible on the Group specific estimates. If all significant inputs required to fair value an instrument are observable then instrument is included in level 2.
- iii) **Level 3** :- Inputs for the asset or liability that are not based on observable market data (that is, unobservable inputs). If one or more of the significant inputs is not based on observable market data, the instrument is included in level 3.

As per above hierarchy, the sole investment of the Company in mutual fund is grouped under Level 1.

## Note 38 :- Financial Risk Management: - Objectives and Policies

The Company is exposed to market risk, credit risk and liquidity risk.

## 38.1 Market risk

Market risk is the risk that the fair value or future cash flows of a financial instrument will fluctuate because of changes in market prices. The company does not have price risk as the investments in liquid mutual fund units.

## 38.2 Credit risk

Credit risk is the risk that a counter party will not meet its obligations under a financial instrument or customer contract, leading to a financial loss. The Company is exposed to credit risk from its operating activities (primarily trade receivables) and from its financing activities, including deposits with banks and other financial instruments.

The Company considers the probability of default upon initial recognition of asset and whether there has been a significant increase in credit risk on an ongoing basis through each reporting period. To assess whether there is a significant increase in credit risk, the Company compares the risk of default occurring on asset as at the reporting date with the risk of default as at the date of initial recognition. It considers reasonable and supportive forwarding-looking information such as:

- i) Actual or expected significant adverse changes in business,
- ii) Actual or expected significant changes in the operating results of the counterparty,
- iii) Financial or economic conditions that are expected to cause a significant change to the counterparty's ability to meet its obligations,
- iv) Significant increase in credit risk on other financial instruments of the same counterparty,
- v) Significant changes in the value of the collateral supporting the obligation or in the quality of the third-party guarantees or credit enhancements.

Financial assets are written off when there is no reasonable expectation of recovery, such as a debtor failing to engage in a repayment plan with the Company. Where loans or receivables have been written off, the Company continues to engage in enforcement activity to attempt to recover the receivable due. Where recoveries are made, these are recognized as income in the statement of profit and loss. The Company measures the expected credit loss of trade receivables based on historical trend, industry practices and the business environment in which the entity operates. Loss rates are based on actual credit loss experience and past trends. Based on that no provision considered by the Company.

## a) Trade Receivables:-

The Company extends credit to customers in normal course of business. The Company considers factors such as credit track record in the market and past dealings with the Company for extension of credit to customers. The Company monitors the payment track record of the customers. Outstanding customer receivables are regularly monitored. For a customer accounting for 10% or more of revenue in any of the years presented, refer note 34.2. The Company does not expect any material risk on account of non performance by any of the Company's counterparties.

## b) Financial instruments and cash deposits:-

The Company considers factors such as track record, size of the institution, market reputation and service standards to select the banks with which balances are maintained. Credit risk from balances with bank is managed by the Company's finance department. Investment of surplus funds are also managed by finance department. The Company does not maintain significant cash in hand. Excess balance of cash other than those required for its day to day operations is deposited into the bank and liquid investments.

For other financial instruments, the finance department assesses and manage credit risk based on internal assessment. Internal assessment is performed for each class of financial instrument with different characteristics.

## 38.3 Liquidity risk.

Liquidity risk is the risk that the Company may not be able to meet its present and future cash and collateral obligations without incurring unacceptable losses. The Company's objective is to, at all times, maintain optimum levels of liquidity to meet its cash and collateral requirements. The Company has access to a sufficient variety of sources of funding as per requirement.

The table below provides undiscounted cash flows towards financial liabilities into relevant maturity based on the remaining period at the balance sheet to the contractual maturity date.

Particulars	Maturity					Carrying Amount
	On demand	0 - 3 Months	3 - 6 Months	6 - 12 months	More than 1 year	
(Rs. in lakhs)						
<b>As at 31st March, 2021</b>						
Non Current Borrowings	-	-	-	-	214.77	214.77
Trade Payable	-	103.43	-	-	-	103.43
Lease Liabilities	-	4.84	-	-	-	4.84
Other financial liabilities	-	26.81	-	3.25	-	30.06
<b>Total</b>	-	<b>135.08</b>	-	<b>3.25</b>	<b>214.77</b>	<b>353.10</b>
<b>As at 31st March, 2022</b>						
Trade Payable	-	72.71	-	-	-	72.71
Other financial liabilities	-	39.79	-	3.92	-	43.71
<b>Total</b>	-	<b>112.50</b>	-	<b>3.92</b>	-	<b>116.42</b>

## 38.4 Competition and price risk

The Company faces competition from local and foreign competitors. Nevertheless, it believes that it has competitive advantage in terms of high quality products and by continuously upgrading its expertise and range of products to meet the needs of its customers.



**BOROSIL TECHNOLOGIES LIMITED**

**Notes to the financial statement for the year ended 31st March,2022**

**Note 39: Lease**

- (i) The disclosures under Ind AS – 116 " Leases" has been given below:  
(ii) Following are the amounts recognised in Statement of Profit & Loss account:

Particulars	(Rs. In lakhs)	
	For the year ended 31st March, 2022	For the year ended 31st March, 2021
Depreciation expense for right-of-use assets	4.26	25.58
Interest expense on lease liabilities	0.06	1.99
<b>Total amount recognised</b>	<b>4.32</b>	<b>27.57</b>

- (iii) The following is the movement in lease liabilities during the year :

Particulars	(Rs. In lakhs)	
	For the year ended 31st March, 2022	For the year ended 31st March, 2021
Opening Balance	4.84	32.05
Finance cost accrued during the year	0.06	1.99
Interest on security deposit	(0.86)	(1.05)
Payment of lease liabilities	(4.04)	(28.15)
<b>Closing Balance</b>	<b>-</b>	<b>4.84</b>

- (iv) The following is the contractual maturity profile of lease liabilities:

Particulars	(Rs. In lakhs)	
	For the year ended 31st March, 2022	For the year ended 31st March, 2021
Less than one year	-	4.84
One year to five years	-	-
More than five years	-	-
<b>Closing Balance</b>	<b>-</b>	<b>4.84</b>

- (v) Lease liabilities carry an effective interest rate of 10.00%. The average lease term is 3 years.

**Note 40: Capital Management**

For the purpose of Company's capital management, capital includes issued capital, all other equity reserves and debts. The primary objective of the Company's capital management is to maximise shareholders value. The Company manages its capital structure and makes adjustments in the light of changes in economic environment and the requirements of the financial covenants.

The Company monitors capital using gearing ratio, which is net debt divided by total capital (equity plus net debt). Net debt are non-current and current debts as reduced by cash and cash equivalents and current investments. Equity comprises all components including other comprehensive income.

Particulars	(Rs. in lakhs)	
	As at 31st March, 2022	As at 31st March, 2021
Total Debt	-	214.77
Less:- Cash and cash equivalent	2.89	11.52
Current Investments	-	-
<b>Net Debt</b>	<b>-</b>	<b>203.25</b>
<b>Total Equity (Equity Share Capital plus Other Equity)</b>	<b>797.25</b>	<b>385.45</b>
<b>Total Capital (Total Equity plus net debt)</b>	<b>797.25</b>	<b>588.70</b>
<b>Gearing ratio</b>	<b>0.00%</b>	<b>34.53%</b>

**Note 41: Ratio Analysis and its components**

**Ratio**

Particulars	31st March, 2022	31st March, 2021	% change from 31st March, 2021 to 31st March, 2022	Reasons for deviations
Current ratio	3.95	3.06	29.15%	Primarily due to increase in Trade Receivables.
Debt- Equity Ratio	-	0.56	-100.00%	Due to repayment of Borrowings.
Debt Service Coverage Ratio	0.03	3.25	-99.12%	Due to repayment of Borrowings.
Return on Equity Ratio	-8.6%	-11.4%	-24.77%	
Inventory Turnover Ratio	3.92	2.61	50.31%	Primarily due to increase in Revenue.
Trade Receivable Turnover Ratio	8.94	6.80	31.34%	Primarily due to increase in Revenue.
Trade Payable Turnover Ratio	8.76	4.50	94.69%	Primarily due to increase in Cost of Materials consumed.
Net Capital Turnover Ratio	3.09	2.01	54.04%	Primarily due to increase in Revenue.
Net Profit Ratio	-3.8%	-7.1%	-46.24%	Primarily due to increase in Revenue.
Return on Capital Employed	-7.3%	-8.5%	-14.79%	
Return on Investment	-	-	0.00%	





**BOROSIL TECHNOLOGIES LIMITED**

Notes to the financial statement for the year ended 31st March,2022

Components of Ratio		
Ratios	Numerator	Denominator
Current ratio	Current Assets	Current Liabilities
Debt- Equity Ratio	Total Debts	Total Equity (Equity Share capital + Other equity)
Debt Service Coverage Ratio	Earnings available for debt service (Net profit after taxes + depreciation & amortization + Finance cost + Non cash operating items + other adjustment)	Finance cost + principle repayment of long term borrowings during the year
Return on Equity Ratio	Net profit after tax	Average Total Equity [(Opening Equity Share capital + Opening Other equity+Closing Equity Share Capital+Closing Other Equity)/2]
Inventory Turnover Ratio	Revenue from sales of products	Average Inventory (opening balance+ closing balance/2)
Trade Receivable Turnover Ratio	Revenue from operations	Average trade receivable (Opening balance + closing balance /2)
Trade Payable Turnover Ratio	Cost of Materials Consumed	Average trade payable (Opening balance + closing balance /2)
Net Capital Turnover Ratio	Revenue from operations	Working capital (Current asset - current liabilities)
Net Profit Ratio	Net profit after tax	Revenue from operations
Return on Capital Employed	Profit Before interest & Tax	Total Equity + Total Debts
Return on Investment	Interest Income on fixed deposits + Profit on sale of investments + Income of investment - impairment on value of investment	Current investments + Non current Investments + Fixed deposits with bank

**Note 42 Other Statutory Information**

- i) There are no balance outstanding on account of any transaction with companies struck off under section 248 of the Companies Act, 2013 or section 560 of Companies Act, 1956.
- ii) The Company has not advanced or loaned or invested fund to any other persons or entities including foreign entities (intermediary) with the understanding that intermediary shall :
  - a) directly or indirectly lend or invest in other persons or entities identified in any manner whatsoever by or on behalf of the Company (ultimate beneficiary) or
  - b) provided any guarantee, security or the like to or on behalf of the ultimate beneficiaries.
- iii) The Company has not received any fund from any person or entities including foreign entities (funding party) with the understanding (whether recorded in writing or otherwise) that the Company shall:
  - a) directly or indirectly lend or invest in other persons or entities identified in any manner whatsoever by or on behalf of the funding party (ultimate beneficiaries) or
  - b) provide any guarantee, security or the like on behalf of the ultimate beneficiaries.
- iv) The Company does not have any such transaction which is not recorded in the books of accounts that has been surrendered or disclosed as income during the year in the tax assessments under the Income tax Act, 1961.

**Note 43:** The Board of Directors of Borosil Technologies Limited (the "Company") at its meeting held on 7th February 2022 has approved a Composite Scheme of Arrangement amongst Borosil Limited, Klass Pack Limited and the Company for: (i) reduction and reorganisation of share capital of the Klass Pack Limited, (ii) the demerger, transfer and vesting of the Scientific and Industrial Products Business from Borosil Limited into the Klass Pack Limited on a going concern basis, the consequent issue of shares by Klass Pack Limited and reduction and cancellation of the existing share capital of the Klass Pack Limited held by Borosil Limited; and (iii) the amalgamation of the Company with the Klass Pack Limited ("Scheme"). The Appointed Date for the Scheme is 1st April, 2022. The Scheme is subject to necessary statutory / regulatory approvals under applicable laws including approval of the National Company Law Tribunal.

**Note 44:** Previous Year figures have been regrouped and rearranged wherever necessary.

As per our report of even date

For PATHAK H.D. & ASSOCIATES LLP  
Chartered Accountants  
(Firm Registration no. 107783W / W100593)

Mukesh Mehta  
Partner  
Membership no. 43495

Place : Mumbai  
Date : 09.05.2022



Rajesh Kumar Chaudhary  
Director  
(DIN 07425111)

For and on behalf of the Board of Directors

Sreejith Palekury Sukumaran Kumar  
Whole time Director  
(DIN 06590184)

Vinayak Patankar  
Director  
(DIN 07534225)