

Name of the Company: Borosil Glass Works Limited


Script Code: 502219

Symbol: BOROSIL

List of Shareholders- Pre Scheme of Amalgamation and Arrangement

S.No.	Particulars	Yes	No
1	Whether the Listed Entity has issued any partly paid up shares?		No
2	Whether the Listed Entity has issued any Convertible Securities or Warrants?		No
3	Whether the Listed Entity has any shares against which depository receipts are issued?		No
4	Whether the Listed Entity has any shares in locked-in?		No
5	Whether any shares held by promoters are pledge or otherwise encumbered?		No

* If the Listed Entity selects the option 'No' for the questions above, the columns for the partly paid up shares, Outstanding Convertible Securities/Warrants, depository receipts, locked-in shares, No of shares pledged or otherwise encumbered by promoters, as applicable, shall not be displayed at the time of dissemination on the Stock Exchange website. Also wherever there is 'No' declared by Listed Entity in above table the values will be considered as 'Zero' by default on submission of the format of holding of specified securities.



The tabular format for disclosure of holding of specified securities is as follows:-

Table I - Summary Statement holding of specified securities

Category (I)	Category of shareholder (II)	Nos. of shares (III)	No. of fully paid up equity shares held (IV)	No. of Partly paid-up equity shares held (V)	No. of shares underlying Depository Receipts (VI)	Total nos. shares held (VII) = (IV)+(V)+(VI)	Shareholding as a % of total no. of shares (calculate as per SCRR, 1957) (VIII) As a % of (A+B+C2)	Number of Voting Rights		Total as a % of (A+B+C)	Number of Locked in shares (XII)		Number of Shares pledged or otherwise encumbered (XIII)		Number of equity shares held in dematerialized form (XIV)
								Class eg: X eg: Y	Total		No. (a)	As a % of total Shares held (b)	No. (a)	As a % of total Shares held (b)	
(A)	Promoter & Promoter Group	12	16828930			16828930	72.85	16828930		72.85					16828930
(B)	Public	21118	6271070			6271070	27.15	6271070		27.15					5461069
(C)	Non Promoter- Non Public														
(C1)	Shares underlying DRs														
(C2)	Shares held by Employee Trusts														
	Total	21130	23100000			23100000	100.00	23100000		100.00	23100000				22289999



Table II - Statement showing shareholding pattern of the Promoter and Promoter Group

(1)	(a)	(b)	(c)	(d)	(e)	(f)	(g)	(h)	(i)	(j)	(k) Number of Voting Rights held in each class of securities (IX)		(l) Shareholding as a % assuming full conversion of convertible securities (as a percentage of diluted share capital) (X)=(VII)+(X) As a % of (A+B+C2)	(m) Number of Locked in shares (XII)	(n) Number of Shares pledged otherwise encumbered (XIII)	(o) Number of Shares or of dematerialized form held in (XIV)
											(1) No. of Voting Rights	(2) Total				
(1)	Indian															
(a)	Individuals/Hindu undivided															
1	KIRAN KHERUKA															
2	REKHA KHERUKA															
3	BAURANG LAL KHERUKA															
4	SHREEVAR KHERUKA															
(b)	Central Government/ State Government(s)															
(c)	Financial Institutions/ Banks															
(d)	Any Other (specify)															
i)	Bodies Corporates															
1	FENNEL INVESTMENT AND FINANCE PRIVATE LTD															
2	CROTON TRADING PRIVATE LIMITED															
3	CHOTILA SILICA PRIVATE LIMITED															
4	KANCHAN LABWARE PRIVATE LIMITED															
5	GLACHEM AGENTS AND TRADERS PRIVATE LIMITED															
6	SERENE TRADING & AGENCIES P. LTD.															
ii)	L.L.P.															
1	GUJARAT FUSION GLASS LLP															
2	SONARGAON PROPERTIES LLP															
3																
	Sub-Total (A)(1)															
(2)	Foreign															
(a)	Individuals (Non-Resident Individuals/ Foreign Individuals)															
1	PRADEEP KUMAR KHERUKA															
(b)	Government															




Table III - Statement showing shareholding pattern of the Public shareholder

Category & Name of the Shareholders (I)	PAIN (II)	No. of shareholders (III)	No. of fully paid up equity shares held (IV)	No. of Partly paid-up equity shares held (V)	No. of shares underlying Depository Receipts (VI)	No. of Total shares held (VII) = (IV)+(V)+(VI)	Shareholding as a % of Total (A+B+C2) (VII)	Number of Voting Rights held in each class of securities (IX)			No. of Underlying Outstanding convertible securities (including Warrants) (X)	Total Shareholding as a % assuming full conversion of convertible securities as a percentage of diluted share capital (XI)	Number of Locked in shares (XII)		Number of Shares pledged or encumbered (XIII)	Number of equity shares held in dematerialized form (XIV)
								Class X	Class Y	Total			No. (a)	As a % of total Shares held (b)		
(1) Institutions																
(a) Mutual Funds		2	5000			5000	0.02	5000		0.02						4000
(b) Venture Capital Funds																
(c) Alternate Investment Funds																
(d) Foreign Venture Capital Investors																
(e) Foreign Portfolio Investors																
1 Government Pension Fund Global	AACCN1454E	1	509780			509780	2.21	509780		2.21						509780
2 Category		3	50300			50300	0.22	50300		0.22						50300
(f) Financial Institutions/ Banks		6	17533			17533	0.08	17533		0.08						15033
(g) Insurance Companies		1	1000			1000	0.00	1000		0.00						1000
(h) Provident Funds/ Pension Funds																
(i) Any Other (specify)																
Sub-Total (B)(1)	Central Government/ State Government(s)/ President of India	13	583613			583613	2.53	583613		2.53						580113
(2) Sub-Total (B)(2)	Non-institutions															
(3) Individuals - i. Individual shareholders holding nominal share capital up to Rs. 2 lakhs.		19446	4381263			4381263	18.97	4381263		18.97						3609982



ii. Individual shareholders holding nominal share capital in excess of Rs. 2 lakhs.																						
(b)	NBFCs Registered with RBI											50142	0.22	50142								50142
(c)	Employee Trusts																					
(d)	Overseas Depositories (holding DRs) (balancing figure)																					
(e)	Any Other (Specify)																					
	Clearing Members-Category																					
	Trust	449	120075																			120075
	NRI	383	159372																			56350
	Foreign Nationals LLP/Partnership Firm	3	9750																			159372
	HUF	588	173712																			9750
	Bodies Corporate	217	285282																			22431
	lepf	1	429080																			173712
	Sub-Total (B)(3)	21105	5687457																			285282
	Total Public Shareholding (B)= (B)(1)+(B)(2)+(B)(3)	21118	6271070																			429080
																						5687457
																						6271070
																						27.15
																						27.15

Details of the shareholders acting as persons in Concert including their Shareholding (No. and %):

Note: Details of Shares which remain unclaimed may be given here along with details such as number of shareholders, outstanding shares held in demat/unclaimed suspense account, voting rights which are frozen etc.

- (1) PAN would not be displayed on website of Stock Exchange(s).
- (2) The above format needs to be disclosed along with the name of following persons: Institutions/Non Institutions holding more than 1% of total number of shares.
- (3) W.r.t. the information pertaining to Depository Receipts, the same may be disclosed in the respective columns to the extent information available and the balance to be disclosed as held by custodian,



Table IV- Statement showing shareholding pattern of the Non Promoter- Non Public Shareholder

Category & Name of the Shareholders (I)	PAN (II)	No. of shareholders (III)	No. of fully paid up equity shares held (IV)	No. of Partly paid-up equity shares held (V)	No. of shares underlying Depository Receipts (VI)	Total nos. shares held (VII = IV+V+VI)	Shareholding calculated as per SCRR, 1957 As a % of (A+B+C2) (VIII)	Number of Voting Rights held in each class of securities (IX)			No. of Shares Underlying convertible securities (including Warrants) (X)	Shareholding, as a % assuming full conversion of convertible securities (as a percentage of diluted share capital) (XI)	Number of Locked in shares (XII)	Number of Shares pledged or otherwise encumbered (XIII)		Number of equity shares held in dematerialized form (XIV)	
								Class X	Class Y	Total				No. (Not applicable)	As a % of total shares held		
																	Total as a % of Total Voting rights
(1) Custodian/DR Holder																	
(a) Name of DR Holder (if available)																	
(i) abc....																	
(ii) efg....																	
(2) Employee Benefit Trust (under SEBI (Share based Employee Benefit) Regulations, 2014)																	
(a) Name (abc....)																	
Total Non-Promoter- Non Public Shareholding (C) = (C)(1)+(C)(2)																	

Note

(1) PAN would not be displayed on website of Stock Exchange(s).

(2) The above format needs to disclose name of all holders holding more than 1% of total number of shares


(3) W.r.t. the information pertaining to Depository Receipts, the same may be disclosed in the respective columns to the extent information available,



The tabular format for disclosure of holding of specified securities is as follows:-

Table I - Summary Statement holding of specified securities

Category (I)	Category of shareholder (II)	Nos. of shares (III)	No. of fully paid up equity shares held (IV)	No. of partly paid-up equity shares held (V)	No. of shares underlying Depository Receipts (VI)	Total nos. shares held (VII) = (IV)+(V)+(VI)	Shareholding as a % of total no. of shares (calculate as per SCRR, 1957) (VIII) As a % of (A+B+C2)	Number of Voting Rights		Total as a % of (A+B+C)	No. of Shares Outstanding convertible securities (including Warrants) (X)	Shareholding, as a % assuming full conversion of convertible securities (as a percentage of diluted share capital) (XI) = (VII)+(X) As a % of (A+B+C2)	Number of Locked in shares (XII)		Number of Shares pledged or otherwise encumbered (XIII)		Number of equity shares held in dematerialized form (XIV)
								Class eg: X	Class eg: Y				No. (a)	As a % of total Shares held (b)	No. (a)	As a % of total Shares held (b)	
(A)	Promoter & Promoter Group	12	16828930			16828930	72.85	16828930		16828930							16828930
(B)	Public	21118	6271070			6271070	27.15	6271070		6271070							5461069
(C)	Non Promoter-Non Public																
(C1)	Shares underlying DRs																
(C2)	Shares held by Employee Trusts																
	Total	21130	23100000			23100000	100.00	23100000		23100000	100.00						22289999



Name of the Company: Borosil Glass Works Limited


Scrip Code: 502219

Symbol: BOROSIL

List of Shareholders- Post Scheme of Amalgamation and Arrangement

S.No.	Particulars	Yes	No
1	Whether the Listed Entity has issued any partly paid up shares?		No
2	Whether the Listed Entity has issued any Convertible Securities or Warrants?		No
3	Whether the Listed Entity has any shares against which depository receipts are issued?		No
4	Whether the Listed Entity has any shares in locked-in?		No
5	Whether any shares held by promoters are pledge or otherwise encumbered?		No

* If the Listed Entity selects the option 'No' for the questions above, the columns for the partly paid up shares, Outstanding Convertible Securities/Warrants, depository receipts, locked-in shares, No of shares pledged or otherwise encumbered by promoters, as applicable, shall not be displayed at the time of dissemination on the Stock Exchange website. Also wherever there is 'No' declared by Listed Entity in above table the values will be considered as 'Zero' by default on submission of the format of holding of specified securities.



The tabular format for disclosure of holding of specified securities is as follows:-


Table I - Summary Statement holding of specified securities

Category (I)	Category of shareholder (II)	Nos. of shares (III)	No. of fully paid up equity shares held (IV)	No. of Partly paid-up equity shares held (V)	No. of shares underlying Depository Receipts (VI)	Total nos. shares held (VII) = (IV)+(V)+(VI)	Shareholding as a % of total no. of shares (calculate as per SCRR, 1957) (VIII) As a % of (A+B+CZ)	Number of Voting Rights		Total as a % of (A+B+C)	No. of Shares Underlying Outstanding convertible securities (including Warrants) (X)	Shareholding, as a % assuming full conversion of convertible securities (as a percentage of diluted share capital) (XI) = (VII)+(X) As a % of (A+B+CZ)	Number of Locked in shares (XII)		Number of Shares pledged or otherwise encumbered (XIII)		Number of equity shares held in dematerialized form (XIV)
								Class eg: X	Class eg: Y				No. (a)	As a % of total Shares held (b)	No. (a)	As a % of total Shares held (b)	
(A)	Promoter & Promoter Group	15	20102681			20102681	70.50	20102681		70.50							20102681
(B)	Public	52764	8412186			8412186	29.50	8412186		29.50							7589484
(C)	Non Promoter- Non Public																
(C1)	Shares underlying DRs																
(C2)	Shares held by Employee Trusts																
	Total	52779	28514867			28514867	100.00	28514867		100.00							27692165



Table II- Statement showing shareholding pattern of the Promoter and Promoter Group

(i) Category & Name of the Shareholders	(ii) PAN	(iii) No. of shareholders	(iv) No. of fully paid up shares held	(v) No. of Party paid-up equity shares held (V)	(vi) No. of underlying Depository Receipts (VI)	(vii) Total shares held (VII = IV+V+VI)	(viii) Shareholding as a % of SCRR, 1957) As a % of (A+B+C2) (VIII)	(ix) Number of Voting Rights held in each class of securities (IX)		(x) Total as a % of Total Voting rights (X)	(xi) Shares Outstanding (including Warrants) (XI)	(xii) of Shareholding as a % assuming full conversion of convertible securities (as a percentage of diluted share capital) (XII)= (VII)/(XI) As a % of (A+B+C2)	(xiii) Number of Locked in shares (XIII)		(xiv) Number of Shares pledged otherwise encumbered (XIII)	(xv) Number of equity shares held in dematerialized form (XIV)
								(x) Class X	(xi) Class Y Total				(xii) As a % of total Shares held (b)	(xiii) As a % of total Shares held (b)		
(a) Indian																
(b) Individuals/Hindu undivided																
1 KIRAN KHERUKA	AFCPK7891J	1	4100589			4100589	14.38	4100589	14.38							4100589
2 REKHA KHERUKA	AFOPK4310C	1	4107896			4107896	14.41	4107896	14.41							4107896
3 BAJRANG LAL KHERUKA	AGCPK9822A	1	3467012			3467012	12.16	3467012	12.16							3467012
4 SHREEVAR KHERUKA	ALMPK8573B	1	487936			487936	1.71	487936	1.71							487936
(b) Central Government/ State Government(s)																
(c) Financial Institutions/ Banks																
(d) Any Other (specify)																
i) Bodies Corporates																
2 GROTON TRADING PRIVATE LIMITED	AACCC2452K	1	2746254			2746254	9.63	2746254	9.63							2746254
3 CHOTILA SILICA PRIVATE LIMITED	AAACC9301K	1	465130			465130	1.63	465130	1.63							465130
4 KANCHAN LABWARE PRIVATE LIMITED	AAACK4111D	1	30430			30430	0.11	30430	0.11							30430
5 GLACHEM AGENTS AND TRADERS PRIVATE LIMITED	AABCG1830C	1	29840			29840	0.10	29840	0.10							29840
6 SERENE TRADING & AGENCIES P. LTD.	AAACS2006E	1	180			180	0.00	180	0.00							180
ii) L.L.P.																
1 GUJARAT FUSION GLASS LLP	AAMFG9550H	1	784100			784100	2.75	784100	2.75							784100
2 SONARGAON PROPERTIES LLP	ACBFS8580L	1	0			0	0.00	0	0.00							0
3 SPARTAN TRADE HOLDINGS LLP	ACLFS9978G	1	286828			286828	1.01	286828	1.01							286828
4 BOROSIL HOLDINGS LLP	AAINF4750H	1	229544			229544	0.80	229544	0.80							229544
5 ASSOCIATED FABRICATORS LLP	AAVFA3979Q	1	58527			58527	0.21	58527	0.21							58527
Sub-Total (A)(i)		14	16794266			16794266	58.90	16794266	58.90							16794266




Category & Name of the Shareholders (I)	PAN (II)	No. of shareholders (III)	No. of fully paid up equity shares held (IV)	Partly paid-up equity shares held (V)	No. of shares underlying Depository Receipts (VI)	Total shares held (VII = IV+V+ VI)	Shareholding as a % of SCRR, 1957) As a % of (A+B+C2) (VII)	Number of Voting Rights held in each class of securities (X)			No. of Underlying Outstanding convertible securities (including Warrants) (X)	Shareholding as a % assuming full conversion of convertible securities (as a percentage of diluted share capital) (XI)= (VII)+(X) As a % of (A+B+C2)	Number of Locked in shares (XII)		Number of Shares pledged otherwise encumbered (XIII)	Number of equity shares held in dematerialized form (XIV)	
								Class X	Class Y	Total			No. (a)	As a % of total Shares held (b)			No. (a)
(2) Foreign Individuals (Non-Resident Individuals/ Foreign Individuals)																	
1 PRADEEP KUMAR KHERUKA	AFYPK7989K	1	3308415			3308415	11.60	3308415	11.60							3308415	
(b) Government																	
(c) Institutions																	
(d) Foreign Portfolio Investor																	
(f) Any Other (specify)																	
Sub-Total (A)(2)		1	3308415			3308415	11.60	3308415	11.60							3308415	
Total Shareholding of Promoter and Promoter Group (A)= (A)(1)+(A) (2)		15	20102681			20102681	70.50	20102681	70.50							20102681	

Note:

(1) PAN would not be displayed on website of Stock Exchange(s).

(2) The term "Encumbrance" has the same meaning as assigned under regulation 28(2) of SEBI (Substantial Acquisition of Shares and Takeovers) Regulations, 2011.

Details of Shares which remain unclaimed may be given hear along with details such as number of shareholders, outstanding shares held in demat/unclaimed suspense account, voting rights which are frozen etc.






Table III - Statement showing shareholding pattern of the Public shareholder

Category & Name of the Shareholders (i)	PAN (ii)	No. of shareholders (iii)	No. of shares held (iv)	No. of fully paid up equity shares held (v)	Partly paid-up equity shares held (vi)	No. of shares underlying Depository Receipts (vii)	No. of shares held (viii) = (v) + (vi) + (vii)	Shareholding as a % of total shares (ix) = (viii) / (vii + viii) * 100	Number of Voting Rights held in each class of securities (x)		No. of Shares Outstanding convertible securities (including Warrants) (xi)	Total Shareholding, as assuming full conversion of convertible securities as a percentage of diluted share capital (xii)	Number of Locked in shares (xiii)		Number of Shares pledged or encumbered (xiv)	Number of equity shares held in dematerialized form (xv)
									Class X	Class Y			As a % of total Shares held (b)	No. (a)		
(1) Institutions																
(a) Mutual Funds		2	5000				5000	0.02	5000	0.02						4000
(b) Venture Capital Funds																
(c) Alternate Investment Funds																
(d) Foreign Venture Capital Investors																
(e) Foreign Portfolio Investors																
1 Government Pension Fund	AACCN1454E	1	509780				509780	1.79	509780	1.79						509780
2 Global Category		3	50300				50300	0.18	50300	0.18						50300
(f) Financial Institutions/ Banks		8	23571				23571	0.08	23570.5	0.08						15033
(g) Insurance Companies		1	1000				1000	0.00	1000	0.00						1000
(h) Provident Funds/ Pension Funds																
(i) Any Other (specify)																
(2) Sub-Total (B)(1) Central Government/ State Government(s)/ President of India		15	589650.5				589650.5	2.07	589650.5	2.07						580113
(3) Sub-Total (B)(2) Non-institutions		0														
(a) Individuals - i. Individual shareholders holding nominal share capital up to Rs. 2 lakhs.		50166	5622034				5622034	19.72	5622034	19.72						4839265
ii. Individual shareholders holding nominal share capital in excess of Rs. 2 lakhs.		7	173722				173722	0.61	173722	0.61						173722

Category & Name of the PAN Shareholders (I)	No. of share holders (III)	No. of shares held (IV)	No. of fully paid-up equity shares (V)	No. of Depository Receipts (VI)	No. of shares held (VII) = (IV)+(V)+(VI)	Shareholding as a % of SCRR, 1957) As a % of (A+B+CZ) (VIII)	Number of Voting Rights held in each class of securities (IX)			No. of Shares Outstanding convertible securities (including Warrants) (X)	Total Shareholding as a % assuming full conversion of convertible securities as a percentage of diluted share capital (XI)	Number of Locked Shares (XII)		Number of Shares pledged or encumbered (XIII)	Number of equity shares held in dematerialized form (XIV)
							Class X	Class Y	Total			No. (a)	As a % of total Shares held (b)		
(b) NBFCs Registered with RBI	10	50192			50192	0.18	50192		0.18					50192	
(c) Employee Trusts															
(d) Overseas Depositories (holding DRs) (balancing figure)															
(e) Any Other (specify)															
Clearing Members-Category	606	159976			159976	0.56	159976		0.56					159975.8	
Trust	4	56363			56363	0.20	56363		0.20					56363	
NRI	533	190199			190199	0.67	190199		0.67					179861.3	
Foreign Nationals	4	9763			9763	0.03	9763		0.03					13	
LLP/Partnership Firm	9	22619			22619	0.08	22619		0.08					22619	
HUF	995	231685			231685	0.81	231685		0.81					231685	
Bodies Corporate	217	285282			285282	1.00	285282		1.00					276062	
lepf	2	713082			713082	2.50	713082		2.50					713081.8	
Gems Flora Pvt.Ltd.	1	125975			125975	0.44	125975		0.44					125975	
Shresth Enterprises Pvt.Ltd.	1	88750			88750	0.31	88750		0.31					88750	
Category	194	92895			92895	0.33	92895		0.33					91807.88	
Sub-Total (B)(3)	52749	7,822,535			7,822,535	27.43	7,822,535		27.43					7009371	
Total Public Shareholding (B)= (B)(1)+(B)(2)+(B)(3)	52764	8,412,186			8,412,185.5	29.50	8,412,185.5		29.50					7589484	

Details of the shareholders acting as persons in Concert including their Shareholding (No. and %):

Note: Details of Shares which remain unclaimed may be given hear along with details such as number of shareholders, outstanding shares held in demat/unclaimed suspense account, voting rights which are frozen etc.

- (1) PAN would not be displayed on website of Stock Exchange(s).
- (2) The above format needs to be disclosed along with the name of following persons: Institutions/Non Institutions holding more than 1% of total number of shares.
- (3) W.r.t. the information pertaining to Depository Receipts, the same may be disclosed in the respective columns to the extent information available and the balance to be disclosed as held by custodian.




Table IV- Statement showing shareholding pattern of the Non Promoter- Non Public Shareholder


Category & Name of the Shareholders (I)	PAN (II)	No. of shareholders (III)	No. of fully paid up equity shares held (IV)	No. of Partly paid-up equity shares held (V)	No. of shares underlying Depository Receipts (VI)	Total nos. shares held (VII = IV+V+VI)	Shareholding calculated as per SCRR, 1957 As a % of (A+B+C2) (VIII)	Number of Voting Rights held in each class of securities (IX)		No. of Shares Underlying convertible securities (including Warrants) (X)	Shareholding, as a % assuming full conversion of convertible securities (as a percentage of diluted share capital) (XI)	Number of Locked in shares (XII)		Number of Shares pledged or otherwise encumbered (XIII)		Number of equity shares held in dematerialized form (XIV)	
								Class X	Class Y			Total	% of Total Voting rights	No. (a)	As a % of total Shares held		No. (Not applicable)
(1) Custodian/DR Holder																	
(a) Name of DR Holder (if available)																	
(i) abc....																	
(ii) efg...																	
(2) Employee Benefit Trust (under SEBI (Share based Employee Benefit) Regulations, 2014)																	
(a) Name (abc....)																	
Total Non-Promoter- Non Public Shareholding (C)= (C1)+(C2)																	

Note

(1) PAN would not be displayed on website of Stock Exchange(s).

(2) The above format needs to disclose name of all holders holding more than 1% of total number of shares

(3) W.r.t. the information pertaining to Depository Receipts, the same may be disclosed in the respective columns to the extent information available,



Name of the Company: Gujarat Borosil Limited

Scrip Code: 523768

List of Shareholders

S. No.	Particulars	Yes	No
1	Whether the Listed Entity has issued any partly paid up shares?		No
2	Whether the Listed Entity has issued any Convertible Securities or Warrants?		No
3	Whether the Listed Entity has any shares against which depository receipts are issued?		No
4	Whether the Listed Entity has any shares in locked-in?		No
5	Whether any shares held by promoters are pledge or otherwise encumbered?		No

* If the Listed Entity selects the option 'No' for the questions above, the columns for the partly paid up shares, Outstanding Convertible Securities/Warrants, depository receipts, locked-in shares, No of shares pledged or otherwise encumbered by promoters, as applicable, shall not be displayed at the time of dissemination on the Stock Exchange website. Also wherever there is 'No' declared by Listed Entity in above table the values will be considered as 'Zero' by default on submission of the format of holding of specified securities.



The tabular format for disclosure of holding of specified securities is as follows:-

Table I - Summary Statement holding of specified securities

Category (I)	Category of shareholder (II)	Nos. of shareholders (III)	No. of fully paid up equity shares held (IV)	No. of Partly paid-up equity shares held (V)	No. of shares underlying Depository Receipts (VI)	Total nos. shares held (VII) = (IV)+(V)+(VI)	Shareholding as a % of total no. of shares (calculated as per SCRR, 1957) (VIII) As a % of (A+B+C2)	Number of Voting Rights held in each class of securities (IX)			No. of Shares Outstanding convertible securities (including Warrants) (X)	Shareholding, as a % assuming full conversion of convertible securities as a percentage of diluted share capital) (XI) = (VII)+(X) As a % of (A+B+C2)	Number of Locked in shares (XII)		Number of Shares pledged or otherwise encumbered (XIII)		Number of equity shares held in dematerialized form (XIV)
								Class eg: X	Class eg: Y	Total			No. (a)	As a % of total Shares held (b)	No. (a)	As a % of total Shares held (b)	
(A)	Promoter & Promoter Group	6	51122476			51122476	74.95	51122476									51122476
(B)	Public	31635	17085024			17085024	25.05	17085024									15025597
(C)	Non Promoter-Non Public																
(C1)	Shares underlying DRs																
(C2)	Shares held by Employee Trusts																
	Total	31641	68207500			68207500	100.00	68207500									66148073



Table II- Statement showing shareholding pattern of the Promoter and Promoter Group

Category & Name of the Shareholders (I)	PAN (II)	No. of shareholders (III)	No. of fully paid up equity shares held (IV)	No. of Partly paid-up equity shares held (V)	No. of shares underlying Depository Receipts (VI)	Total nos. shares held (VII) = IV+V+VI	Shareholding as a % (calculated as per SCRR, 1957) As a % of (A+B+C2) (VIII)	Number of Voting Rights held in each class of securities (IX)			No. of Shares Underlying Outstanding convertible securities (including Warrants) (X)	Shareholding, as a % assuming full conversion of convertible securities (as a percentage of diluted share capital) (XI)= (VII)+(X) As a % of (A+B+C2)	Number of Locked in shares (XII)		Number of shares held in dematerialized form (XIV)	
								Class X	Class Y	Total			No. (a)	As a % of total Shares held (b)	No. (a)	As a % of total Shares held (b)
(1) Indian																
(a) Individuals/Hindu undivided Family																
BAJRANGAL KHERUKA	AGCPK9822A	1	3766667			3766667	5.52	3766667	5.52							3766667
SHREEVAR KHERUKA	ALMPK8573B	1	3766666			3766666	5.52	3766666	5.52							3766666
		2	7533333			7533333	11.04	7533333	11.04							7533333
(b) Central Government/ State Government(s)																
(c) Financial Institutions/ Banks																
(d) Any Other (specify)																
i) Bodies Corporates																
1. Borosil Glass Works Limited	AAACB5484G	1	17222376			17222376	25.25	17222376	25.25							17222376
2. Fennel Investment And Finance Private Limited	AAACF7226Q	1	22600000			22600000	33.13	22600000	33.13							22600000
3. Croton Trading Private Limited	AACC2452K	1	100			100	0.00	100	0.00							100
Sub-Total (A)(1)		5	47355809			47355809	69.43	47355809	69.43							47355809
(2) Foreign																
(a) Individuals (Non-Resident Individuals/ Foreign Individuals)																
1. Pradeep Kumar Kheruka	AFYPK7989K	1	3766667			3766667	5.52	3766667	5.52							3766667
(b) Government																
(c) Institutions																
(d) Foreign Portfolio Investor																
(f) Any Other (specify)																
Sub-Total (A)(2)		1	3766667			3766667	5.52	3766667	5.52							3766667
Total Shareholding of Promoter		6	51122476			51122476	74.95	51122476	74.95							51122476

Details of Shares which remain unclaimed may be given hear along with details such as number of shareholders, outstanding shares held in demat/unclaimed suspense account, voting rights which are frozen etc.

Note:

(1) PAN would not be displayed on website of Stock Exchange(s).

(2) The term "Encumbrance" has the same meaning as assigned under regulation 28(3) of SEBI (Substantial Acquisition of Shares and Takeovers) Regulations, 2011.



1c




Table III - Statement showing shareholding pattern of the Public shareholder

Category & Name of the Shareholders (I)	PAN (II)	No. of shareholders (III)	No. of fully paid up equity shares held (IV)	No. of Partly paid-up equity shares held (V)	No. of shares underlying Depository Receipts (VI)	Total nos. shares held (VII) = (IV)+(V)+(VI)	Shareholding as a % (calculated as per SCRR, 1957) As a % of (A+B+C2) (VIII)	Number of Voting Rights held in each class of securities (IX)			No. of Shares Outstanding convertible securities (including Warrants) (X)	Total Shareholding, as a % assuming full conversion of convertible securities (as a percentage of diluted Share capital) (XI)	Number of Locked in shares (XII)		Number of Shares pledged or otherwise encumbered (XIII)		Number of equity shares held in dematerialized form (XIV)
								Class X	Class Y	Total			As a % of total Shares held (a)	As a % of total Shares held (Not Applicable) (b)			
(1) Institutions																	
(a) Mutual Funds																	
(b) Venture Capital Funds																	
(c) Alternate Investment Funds																	
(d) Foreign Venture Capital Investors																	
(e) Foreign Portfolio Investors																	
(f) Financial Institutions/ Banks		2	48300		48300	48300	0.07	48300	0.07								0
(g) Insurance Companies																	
(h) Provident Funds/ Pension Funds																	
(i) Any Other (specify)																	
Sub-Total (B)(1)		2	48300		48300	48300	0.07	48300	0.07								0
(2) Central Government/ State Government(s)/ President of India																	
Sub-Total (B)(2)																	
(3) Non-institutions																	
(a) Individuals - i. Individual shareholders holding nominal share capital up to Rs. 2 lakhs.		30709	9882268		9882268	9882268	14.49	9882268	14.49								7880541
ii. Individual shareholders holding nominal share capital in excess of Rs. 2 lakhs.		7	1389775		1389775	1389775	2.04	1389775	2.04								1389775
(b) NBFCs Registered with RBI		2	400		400	400	0.00	400	0.00								400
(c) Employee Trusts																	
(d) Overseas Depositories (holding DRs) (balancing figure)																	
(e) Any Other (specify) Clearing Members-Category		157	319206		319206	319206	0.47	319206	0.47								319206
Trust		1	100		100	100	0.00	100	0.00								100
NRI		150	246614		246614	246614	0.36	246614	0.36								246614
Foreign Nationals		1	100		100	100	0.00	100	0.00								100
LLP/Partnership Firm		2	1500		1500	1500	0.00	1500	0.00								1500
HUF		407	463784		463784	463784	0.68	463784	0.68								463784
Bodies Corporate																	
Gems Flora Pvt.Ltd.	AAABCG2272N	1	1007800		1007800	1007800	1.48	1007800	1.48								1007800
Shresth Enterprises Pvt.Ltd.	AADC5758K	1	710000		710000	710000	1.04	710000	1.04								710000
Category		194	743163		743163	743163	1.09	743163	1.09								734463
lepf		1	2272014		2272014	2272014	3.33	2272014	3.33								2272014
Sub-Total (B)(3)		31633	17036724		17036724	17036724	24.98	17036724	24.98								15025597
Total Public Shareholding (B) = (B)(1)+(B)(2)+(B)(3)		31635	17085024		17085024	17085024	25.05	17085024	25.05								15025597

Details of the shareholders acting as persons in Concert including their Shareholding (No. and %):

Details of Shares which remain unclaimed may be given hear along with details such as number of shareholders, outstanding shares held in demat/unclaimed suspense account, voting rights which are Frozen etc.

Note:

- (1) PAN would not be displayed on website of Stock Exchange(s).
- (2) The above format needs to be disclosed along with the name of following persons:
Institutions/Non Institutions holding more than 1% of total number of shares.
- (3) W.r.t. the information pertaining to Depository Receipts, the same may be disclosed in the respective columns to the extent information available and the balance to be disclosed as held by custodian,



[Handwritten signature]

Table IV- Statement showing shareholding pattern of the Non Promoter- Non Public Shareholder

Category & Name of the Shareholders (I)	PAN (II)	No. of shareholders (III)	No. of fully paid up equity shares held (IV)	No. of Partly paid-up equity shares held (V)	No. of shares underlying Depository Receipts (VI)	Total nos. shares held (VII) = IV+V+VI	Shareholding calculated as per SCRR, 1957 As a % of (A+B+C2) (VIII)	Number of Voting Rights held in each class of securities (IX)			No. of Shares Outstanding convertible securities (including Warrants) (X)	Shareholding, as a % assuming full conversion of convertible securities (as a percentage of diluted share capital) (XI)	Number of Locked in shares (XII)		Number of Shares pledged or otherwise encumbered (XIII)		Number of equity shares held in dematerialized form (XIV)		
								Class X	Class Y	Total			Total as a % of Total Voting rights	No. (a)	As a % of total Shares held	No. (Not applicable)		As a % of total shares held (Not applicable)	
(1) Custodian/DR Holder																			
(a) Holder (if available)																			
(i) abc...																			
(ii) efg...																			
(2) Employee Benefit Trust (under SEBI (Share based Employee Benefit) Regulations, 2014)																			
(a) Name (abc...)																			
Total Non-Promoter- Non Public Shareholding (C) = C(1)+C(2)																			

Note

(1) PAN would not be displayed on website of Stock Exchange(s).

(2) The above format needs to disclose name of all holders holding more than 1% of total number of shares

(3) W.r.t. the information pertaining to Depository Receipts, the same may be disclosed in the respective columns to the extent information available.



VYLINE GLASS WORKS LIMITED

Regd Office: 107, Famous Cine Studio Building, 20, Dr. E. Moses Road, Mahalaxmi, Mumbai - 400 011.
CIN : U26109MH1987PLC215465

List of Shareholders as on 13-07-2018

Sr. No.	Name	Shares	%
1	Manjulaben R. Shah	1000	0.05
2	Rashmi A. Shah	1500	0.08
3	Babulal S. Shah	1000	0.05
4	Vinay B. Shah	500	0.03
5	Chandraben B. Shah	500	0.03
6	Paresu B. Shah	500	0.03
7	Laxmi Bai	2500	0.13
8	Prakash Rajani	500	0.03
9	K. Santhana Krishnan	200	0.01
10	Sadana N. Mehta	300	0.02
11	Nitin N. Mehta	400	0.02
12	Rekha Kheruka	756545	38.80
13	Pradeep Kumar Kheruka	157205	8.06
14	Kiran Kheruka	742246	38.06
15	Bajrang Lal Kheruka	171500	8.79
16	Gujarat Fusion Glass LLP	113600	5.83
17	Kiran Kheruka Jointly with Irene Sequeira	1	0.00
18	Kiran Kheruka Jointly with P. K. Venugopal Panicker	1	0.00
19	Kiran Kheruka Jointly with Praveen G. Kanchan	1	0.00
20	Kiran Kheruka Jointly with Vinod Kumar Menon	1	0.00
Total		19,50,000	100

//CERTIFIED TRUE COPY//
For Vyline Glass Works Limited

Som Chand Mehta
Som Chand Mehta
Director (DIN: 07238211)



FENNEL INVESTMENT AND FINANCE PRIVATE LIMITED

Regd. Off.: 1101, 11th Floor, Crescenzo, G-Block, Plot No C-38, Opp. MCA Club, Bandra Kurla Complex, Bandra (East), Mumbai - 400051
Tel. No. (022) 67406300, Email ID: fennelinvestment@yahoo.com
CIN No. U65993MH2002PTC294528

Date: 13.07.2018

Shareholding Pattern of Fennel Investment and Finance Private Limited

Pre Scheme of Amalgamation

Sr. no	Names of Shareholders	No. of equity shares of Rs 10 each	Shareholding %
1.	Bajrang Lal Kheruka	107,682	1.19%
2.	Pradeep Kumar Kheruka	217,177	2.40%
3.	Shreevar Kheruka	36,196	0.40%
4.	Kiran Kheruka	176,456	1.95%
5.	Rekha Kheruka	283,234	3.13%
6.	Borosil Glass Works Limited	4,148,967	45.85%
7.	Vyline Glass Works Limited	750,163	8.29%
8.	Croton Trading Private Limited	519,412	5.74%
9.	Spartan Trade Holdings LLP	625,286	6.91%
10.	Borosil Holdings LLP	500,408	5.53%
11.	Gujarat Fusion Glass LLP	1,556,428	17.20%
12.	Associated Fabricators LLP	127,591	1.41%
	TOTAL	9,049,000	100%

Shareholding Pattern - Post Scheme of Amalgamation:

Not Applicable

For Fennel Investment and Finance Private Limited


Bajrang Lal Kheruka
Director
DIN-00016861



Bajrang

Shareholding Pattern of Hopewell Tableware Private Limited

Pre Scheme of Amalgamation - List of equity shareholders

Sr. No.	Names of equity shareholders	No. of equity shares of Rs. 10/- each	Shareholding in %
1	Borosil Glass Works Limited	2,57,49,999	99.99%
2	Mr. Shreevar Kheruka (as a nominee of Borosil Glass Works Limited)	01	0.001%
	Total	2,57,50,000	100%

Pre Scheme of Amalgamation - List of preference shareholder

Sr. No.	Name of preference shareholder	No. of preference shares of Rs. 10/- each	Shareholding in %
1	Borosil Glass Works Limited	2,80,00,000	100%
	Total	2,80,00,000	100%

For Hopewell Tableware Private Limited


Ashok Jain
Director
DIN: 00025125



Date: 18th June, 2018
Place: Mumbai

Name of the Company: Hopewell Tableware Private Limited

List of Shareholders - Post Scheme of Amalgamation
and Arrangement


S.No.	Particulars	Yes	No
1	Whether the Listed Entity has issued any partly paid up shares?		No
2	Whether the Listed Entity has issued any Convertible Securities or Warrants?		No
3	Whether the Listed Entity has any shares against which depository receipts are issued?		No
4	Whether the Listed Entity has any shares in locked-in?		No
5	Whether any shares held by promoters are pledge or otherwise encumbered?		No

* If the Listed Entity selects the option 'No' for the questions above, the columns for the partly paid up shares, Outstanding Convertible Securities/Warrants, depository receipts, locked-in shares, No of shares pledged or otherwise encumbered by promoters, as applicable, shall not be displayed at the time of dissemination on the Stock Exchange website. Also wherever there is 'No' declared by Listed Entity in above table the values will be considered as 'Zero' by default on submission of the format of holding of specified securities.



The tabular format for disclosure of holding of specified securities is as follows:-

Category	Category of shareholder (II)	Nos. of shareholders (III)	No. of fully paid up equity shares held (IV)	No. of Partly paid-up equity shares held (V)	No. of shares underlying Depository Receipts (VI)	Total nos. shares held (VII) = (IV)+(V)+(VI)	Shareholding as a % of total no. of shares (calculate as per SCRR, 1957) (VIII) As a % of (A+B+CZ)	Number of Voting Rights in each class of securities (X)			Shareholding, as a % assuming full conversion of convertible securities (as a percentage of diluted share capital) (XI) = (VII)+(X) As a % of (A+B+CZ)	Number of Locked in shares (XII)		Number of Shares pledged or otherwise encumbered (XIII)		Number of equity shares held in dematerialized form (XIV)
								Class eg: X, Class eg: Y	Total	Total as a % of (A+B+C)		No. (a)	As a % of total Shares held (b)	No. (a)	As a % of total Shares held (b)	
(A)	Promoter & Promoter Group	15	2010268			2010268	70.50	2010268		70.50					2010268	
(B)	Public	52764	841219			841219	29.50	841219		29.50					841219	
(C)	Non Promoter- Non Public															
(C1)	Shares underlying DRs															
(C2)	Shares held by Employee Trusts															
	Total	52779	2851487			2851487	100.00	2851487		100.00					2851487	



X

Table II- Statement showing shareholding pattern of the Promoter and Promoter Group

(1)	(a)	(b)	(c)	(d)	(e)	(f)	(g)	(h)	(i)	(j)	(k) Number of Voting Rights held in each class of securities (IX)		(l) No. of Shares Outstanding (including Warrants) (X)	(m) Shareholding as a % assuming full conversion of securities (as a percentage of diluted share capital) (XI) = (VII)+(X) As a % of (A+B+C2)	(n) Number of Locked in shares (XII)		(o) Number of Shares pledged otherwise encumbered (XIII)	(p) Number of equity shares held in dematerialized form (XIV)		
											(1) Class X	(2) Class Y			(a) Total	(b) As a % of total Shares held (b)			(a) Total	(b) As a % of total Shares held (b)
(1)	Indian																			
(a)	Individuals/Hindu undivided																			
1	KIRAN KHERUKA	AFCPK789J	1	410059	14.38	410059	14.38	410059	14.38	410059	14.38	410059	14.38					410059	410790	
2	REKHA KHERUKA	AFOPK4310C	1	410790	14.41	410790	14.41	410790	14.41	410790	14.41	410790	14.41					410790	410790	
3	BAJRANG LAL KHERUKA	AGCPK9822A	1	346701	12.16	346701	12.16	346701	12.16	346701	12.16	346701	12.16					346701	346701	
4	SHREEVAR KHERUKA	ALMPK8573B	1	48794	1.71	48794	1.71	48794	1.71	48794	1.71	48794	1.71					48794	48794	
(b)	Central Government/ State Government(s)																			
(c)	Financial Institutions/ Banks																			
(d)	Any Other (specify)																			
i)	Bodies Corporates																			
2	GROTON TRADING PRIVATE LIMITED	AAACC2452K	1	274625	9.63	274625	9.63	274625	9.63	274625	9.63	274625	9.63					274625	274625	
3	CHOTILA SILICA PRIVATE LIMITED	AAACC9301K	1	46513	1.63	46513	1.63	46513	1.63	46513	1.63	46513	1.63					46513	46513	
4	KANCHAN LABWARE PRIVATE LIMITED	AAACK4111D	1	3043	0.11	3043	0.11	3043	0.11	3043	0.11	3043	0.11					3043	3043	
5	GLACHEM AGENTS AND TRADERS PRIVATE LIMITED	AABCG1830C	1	2984	0.10	2984	0.10	2984	0.10	2984	0.10	2984	0.10					2984	2984	
6	SERENE TRADING & AGENCIES P. LTD.	AABCS2006E	1	18	0.00	18	0.00	18	0.00	18	0.00	18	0.00					18	18	
ii)	L.L.P.																			
1	GUJARAT FUSION GLASS LLP	AAMFG9550H	1	78410	2.75	78410	2.75	78410	2.75	78410	2.75	78410	2.75					78410	78410	
2	SONARGAON PROPERTIES LLP	ACBFS8580L	1	0	0.00	0	0.00	0	0.00	0	0.00	0	0.00					0	0	
3	SPARTAN TRADE HOLDINGS LLP	ACIFS9978G	1	28683	1.01	28683	1.01	28683	1.01	28683	1.01	28683	1.01					28683	28683	
4	BOROSIL HOLDINGS LLP	AANFB4750H	1	22954	0.80	22954	0.80	22954	0.80	22954	0.80	22954	0.80					22954	22954	
5	ASSOCIATED FABRICATORS LLP	AAVFA3979Q	1	5853	0.21	5853	0.21	5853	0.21	5853	0.21	5853	0.21					5853	5853	
	Sub-Total (A)(1)		14	1679427	58.90	1679427	58.90	1679427	58.90	1679427	58.90	1679427	58.90					1679427	1679427	



✓



Table III - Statement showing shareholding pattern of the Public shareholder

Category & Name of the Shareholders (I)	PAN (II)	No. of shareholders (III)	No. of sharehold equity shares held (IV)	No. of fully paid up equity shares held (V)	No. of Partly paid-up equity shares held (VI)	No. of Depository Receipts (VII)	Total shares held (VIII) = (IV+V+VI)	Shareholding as a % (calculate as per SCRR, 1957) As a % of (A+B+C2) (VIII) (VIII)	Number of Voting Rights held in each class of securities (IX)			Total Shareholding, as a % assuming full conversion of convertible securities (as a percentage of diluted share capital) (XI)	Number of Locked in shares (XII)		Number of pledged or otherwise encumbered Shares (XIII)	Number of equity shares held in dematerialized form (XIV)
									Class X	Class Y	Total		No. (a)	As a % of total Shares held (b)		
(1) Institutions																
(a) Mutual Funds		2	500	500	500	500	500	0.02	500	500	0.02					400
(b) Venture Capital Funds																
(c) Alternate Investment Funds																
(d) Foreign Venture Capital Investors																
(e) Foreign Portfolio Investors																
1 Government Pension Fund Global	AAACN1454E	1	50978	50978	50978	50978	50978	1.79	50978	50978	1.79					50978
2 Category		3	5030	5030	5030	5030	5030	0.18	5030	5030	0.18					5030
(f) Financial Institutions/ Banks		8	2357	2357	2357	2357	2357	0.08	2357	2357	0.08					1503
(g) Insurance Companies		1	100	100	100	100	100	0.00	100	100	0.00					100
(h) Provident Funds/ Pension Funds																
(i) Any Other (specify)																
Sub-Total (B)(1)		15	58965	58965	58965	58965	58965	2.07	58965	58965	2.07					58011
(2) Central Government/ State Government(s)/ President of India																
Sub-Total (B)(2)		0														
(3) Non-institutions																
(a) Individuals -																
i. Individual shareholders holding nominal share capital up to Rs. 2 lakhs.		50166	562203	562203	562203	562203	562203	19.72	562203	562203	19.72					483927
ii. Individual shareholders holding nominal share capital in excess of Rs. 2 lakhs.		7	17372	17372	17372	17372	17372	0.61	17372	17372	0.61					17372

(b)	NBFCs Registered with RBI	10	5019	0.18	5019	0.18	5019	0.18	5019	0.18	5019
(c)	Employee Trusts										
(d)	Overseas Depositories (holding DRs) (balancing figure)										
(e)	Any Other (specify)										
	Clearing Members-Category	606	15998	0.56	15998	0.56	15998	0.56	15998	0.56	15998
	Trust	4	5636	0.20	5636	0.20	5636	0.20	5636	0.20	5645
	NRI	533	19020	0.67	19020	0.67	19020	0.67	19020	0.67	17986
	Foreign Nationals	4	976	0.03	976	0.03	976	0.03	976	0.03	1
	LLP/Partnership Firm	9	2262	0.08	2262	0.08	2262	0.08	2262	0.08	2262
	HUF	995	23169	0.81	23169	0.81	23169	0.81	23169	0.81	23169
	Bodies Corporate	217	28528	1.00	28528	1.00	28528	1.00	28528	1.00	27606
	lepf	2	71308	2.50	71308	2.50	71308	2.50	71308	2.50	71308
	Gems Flora Pvt.Ltd.	1	12598	0.44	12598	0.44	12598	0.44	12598	0.44	12598
	Shreshth Enterprises Pvt.Ltd.	1	8875	0.31	8875	0.31	8875	0.31	8875	0.31	8875
	Category	194	9290	0.33	9290	0.33	9290	0.33	9290	0.33	9181
	Sub-Total (B)(3)	52749	782254	27.43	782254	27.43	782254	27.43	782254	27.43	700946
	Total Public Shareholding (B)= (B)(1)+(2)+(3)	52764	841219	29.50	841219	29.50	841219	29.50	841219	29.50	758957

Details of the shareholders acting as persons in Concert including their Shareholding (No. and %):

Details of Shares which remain unclaimed may be given here along with details such as number of shareholders, outstanding shares held in demat/unclaimed suspense account, voting rights which are frozen etc.

Note:

(1) PAN would not be displayed on website of Stock Exchange(s).

(2) The above format needs to be disclosed along with the name of following persons: Institutions/Non Institutions holding more than 1% of total number of shares.

(3) W.r.t. the information pertaining to Depository Receipts, the same may be disclosed in the respective columns to the extent information available and the balance to be disclosed as held by custodian,




Table IV- Statement showing shareholding pattern of the Non Promoter- Non Public Shareholder

Category & Name of the Shareholders (I)	PAN (II)	No. of shareholders (III)	No. of fully paid up equity shares held (IV)	No. of Partly paid-up equity shares held (V)	No. of shares underlying Depository Receipts (VI)	Total nos. shares held (VII = IV+V+VI)	Shareholding calculated as per SCRR, 1957 As a % of (A+B+C2) (VIII)	Number of Voting Rights held in each class of securities (IX)			Shareholding, as a % assuming full conversion of convertible securities (as a percentage of diluted share capital) (XI)	No. of Shares Underlying convertible securities (including Warrants) (X)	Number of Locked in shares (XII)	Number of Shares pledged or otherwise encumbered (XIII)		Number of equity shares held in dematerialized form (XIV)	
								Total as a % of Total Voting rights	No. of Voting Rights					No. (Not applicable)	As a % of total shares held (Not applicable)		
									Class X	Class Y							Total
(1) Custodian/DR Holder																	
(a) Name of DR Holder (if available)																	
(i) abc....																	
(ii) efg...																	
(2) Employee Benefit Trust (under SEBI (Share based Employee Benefit) Regulations, 2014)																	
(a) Name (abc....)																	
Total Non-Promoter- Non Public Shareholding (C) = (C)(1)+(C)(2)																	

Note

- (1) PAN would not be displayed on website of Stock Exchange(s).
- (2) The above format needs to disclose name of all holders holding more than 1% of total number of shares
- (3) W.r.t. the information pertaining to Depository Receipts, the same may be disclosed in the respective columns to the extent information available,



X